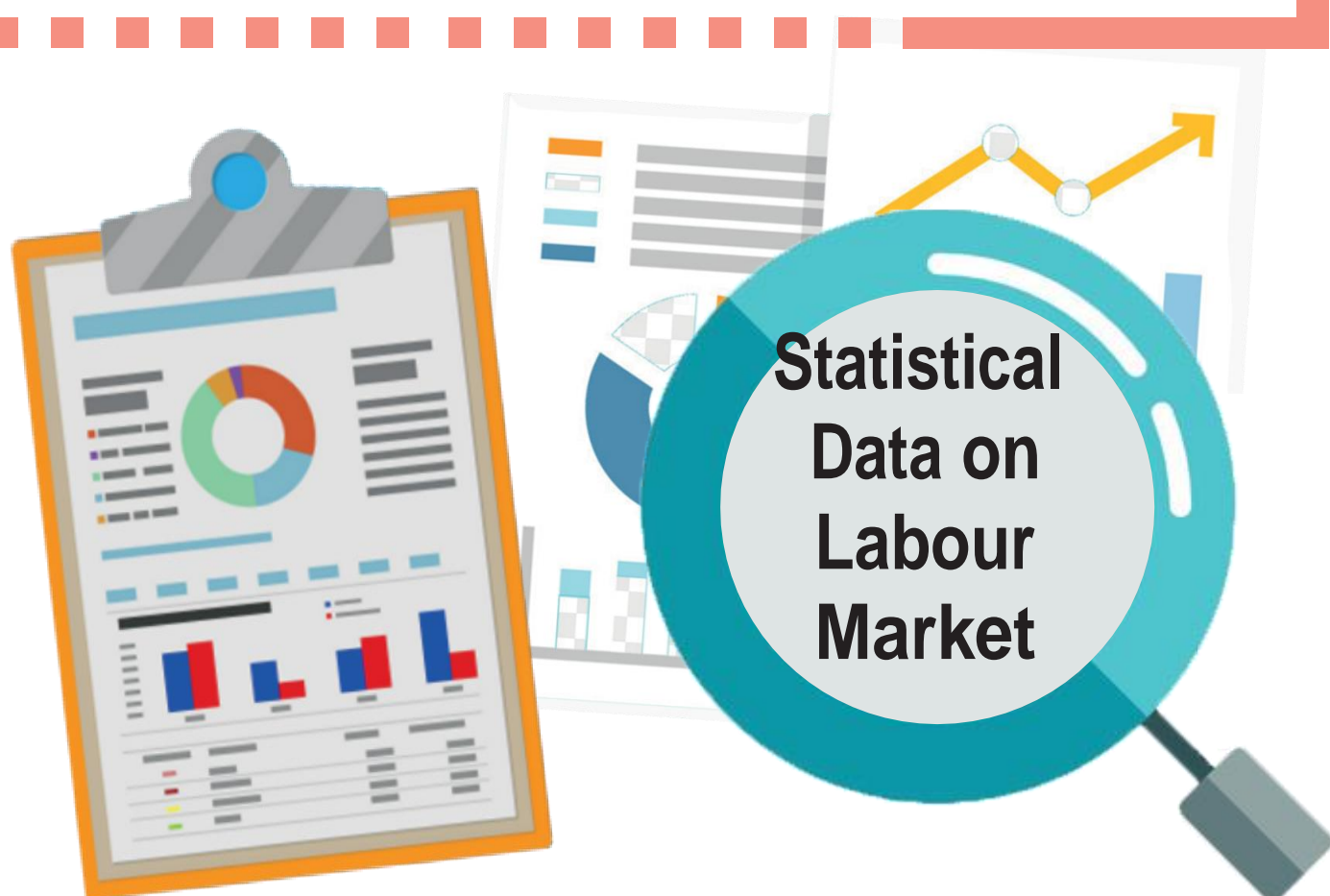


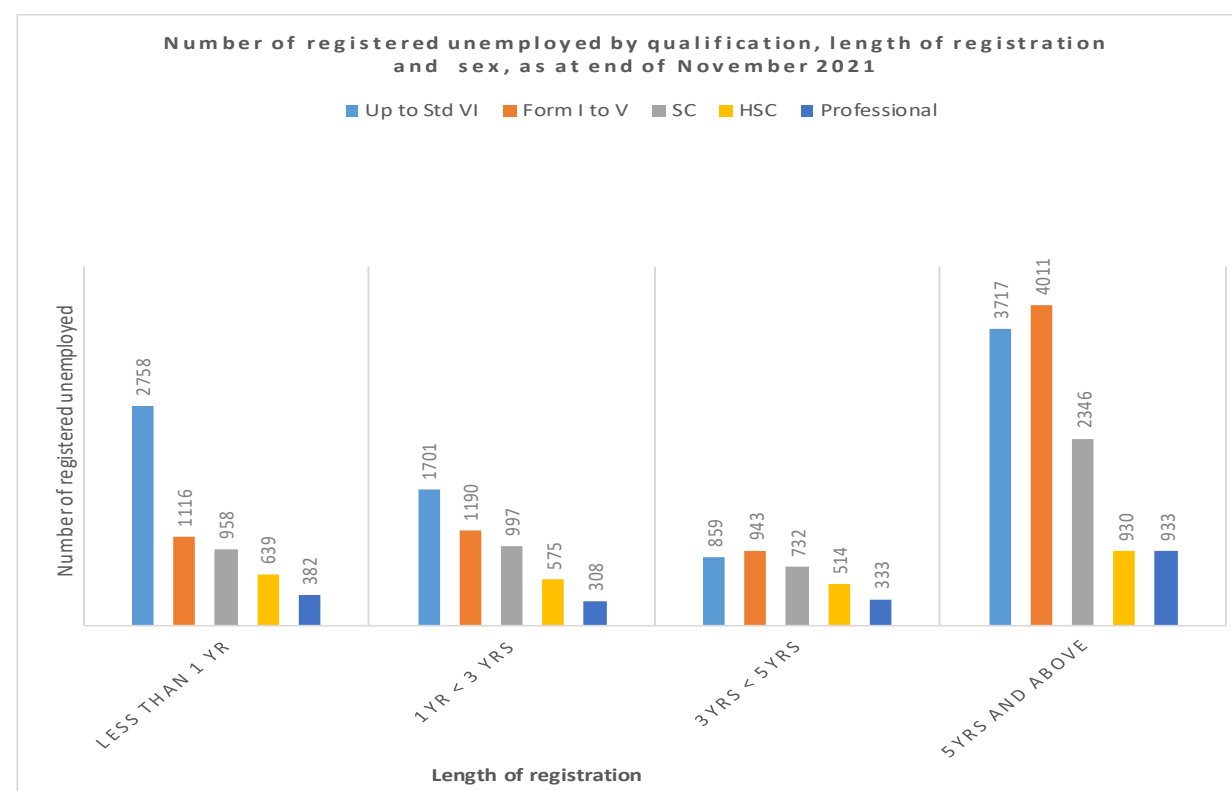
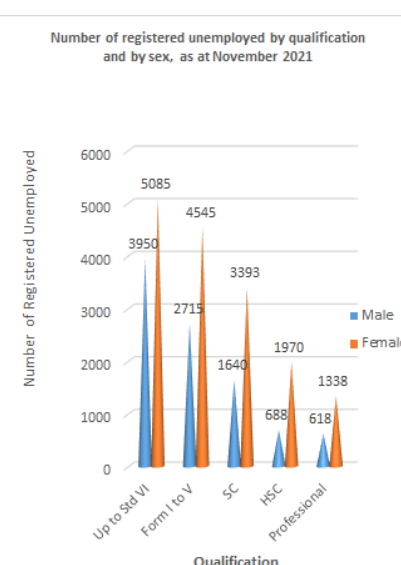
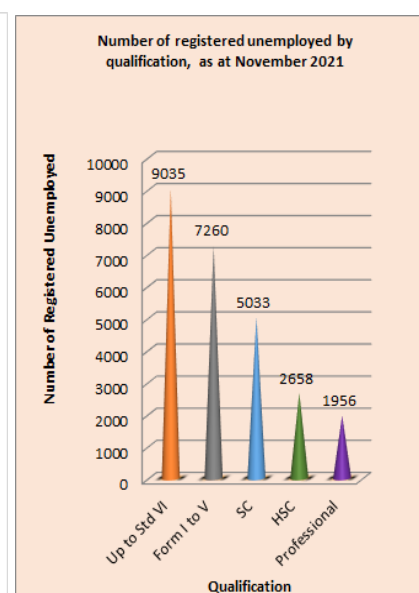
EMPLOYMENT SERVICE
MONTHLY BULLETIN
November 2021



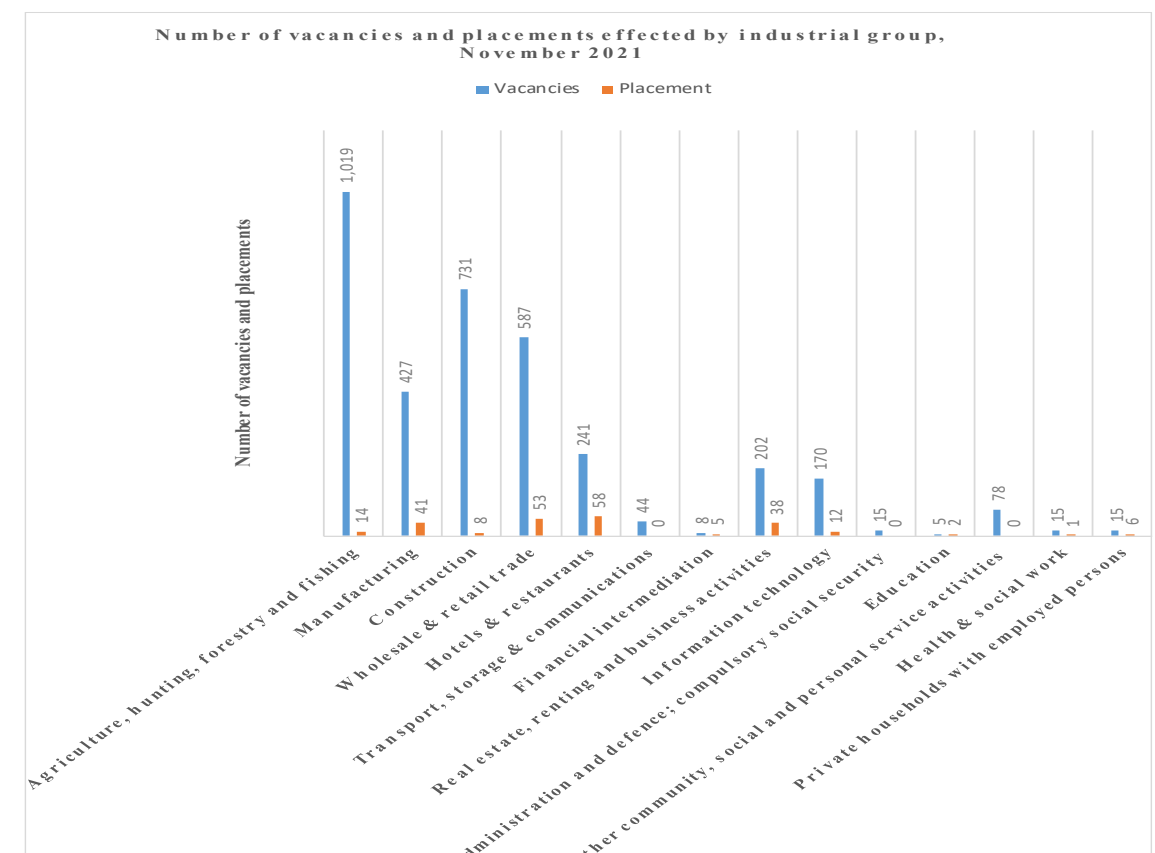
45, 827 jobseekers seeking employment including (25, 942) as unemployed or a better job (19, 885) as at end of November 2021



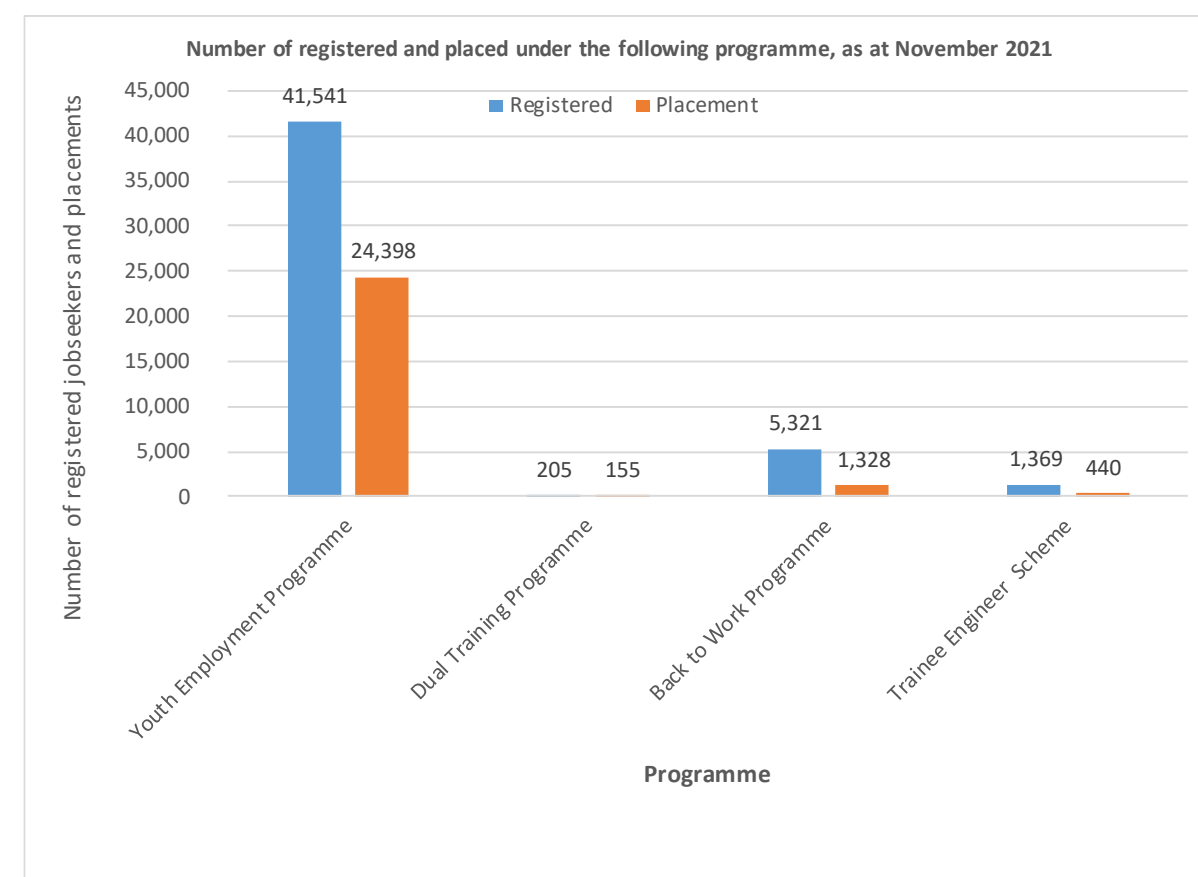
Profiling of unemployed jobseekers




Vacancies & Placement – Industrial Group



Training Programmes





Please Open To View

Employment Service Monthly Bulletin - November 2021

CONTENTS

	Page
Fact Sheet on Labour Market Indicators	4 - 5
Section 1 - Registered unemployed in Mauritius	
1. Introduction	7
2. Registered jobseekers, as at the end of November 2021	7 - 11
Table 1 - Number of registered Unemployed and In Employment jobseekers by sex, as at end of November 2021	7
Table 2 - Registered unemployed jobseekers by age group and sex, as at end of November 2021	8
Table 3 - Registered unemployed jobseekers by qualification and sex, as at end of November 2021	9
3. In employment and seeking another job	11
4. De-registration	11
5. Vacancies	11 - 12
Table 4 - Number of vacancies notified in November 2021	11
Table 4a - Number of vacancies notified by occupation (20 and more) in November 2021	12
6. Workfare Programme	13
Table 5 - Laid off workers registered and redeployed for the month of November 2021	13
7. Magazine de L'Emploi et des Metiers	13
Table 6 - Statistics on Magazine de L'Emploi et des Metiers, as at 30 November 2021	13
8. Website of Employment Service	14
Table 7 - Statistics on the website	14
9. Youth Employment Programme, Dual Training Programme and Back to Work Programme	14 - 17
10. Job Placement	17 - 19
Table 8 - Type of placements by sex, November 2021	18
11. Work Permits and Certificates of Exemption	19
Table 9 - Number of registered unemployed by qualification, length of registration, sex & age group, as at end of November 2021	20 - 20a
10 - Number of registered Unemployed and In Employment jobseekers by EIC and sex, as at end of November 2021	21
11 - Change in number of registered unemployed by age group & sex, October 2021 - November 2021	22
12 - Number of registered unemployed by occupational group & sex, as at end of November 2021	22
13 - Number of registered unemployed by district and sex, as at end of November 2021	24
14 - Number of registered unemployed by locality and sex, as at the end of November 2021	24 - 26
15 - Number of registered unemployed with disabilities by nature of disability and sex, as at end of November 2021	27

Table 16	- Number of unemployed new registrants, re-registrants & those who reported for maintaining their registration by Employment Information Centre & sex, November 2021	28
17	- Change in the number of new unemployed registrants by educational attainment & sex, October 2021 - November 2021	29
18	- Number of new unemployed registrants by educational attainment, sex & age group, November 2021	29
19	- Number of new unemployed registrants by occupational group and sex, November 2021	30
20	- Number of In Employment new registrants, re-registrants & those who reported for maintaining their registration by Employment Information Centre & sex, November 2021	30
21	- Number of Unemployed and In Employment jobseekers de-registered by EIC and sex, November 2021	31
22	- Number of vacancies notified in EICs by industrial group and sex, November 2021	32
23	- Number of vacancies notified in the press by industrial group and sex, November 2021	32
24	- Number of vacancies notified in the press and in EICs by industrial group and skill level, November 2021	33
25	- Change in number of vacancies notified in the press and in EICs by industrial group, October 2021- November 2021	35
26	- Number of placements effected under the Youth Employment Programme by industrial group and sex, November 2021	36
27	- Result of submission of candidates to employers for job placement effected in November 2021	37
28	- Number of placements effected by industrial group, occupation and sex, November 2021	38 - 41

Work Permits and Certificates of Exemption

Table 29	- Number of new work permits issued by industrial group, occupation and sex, November 2021	43 - 45
30	- Number of work permits renewed by industrial group, occupation and sex, November 2021	46 - 50
31	- Number of new work permits issued and renewed work permits by country of origin and sex, November 2021	51
32	- Number of certificates of exemption issued and renewed by country of origin & sex, November 2021	53
33	- Number of issued and renewed work permits by industrial group and sex, November 2021	54
34	- Number of valid work permits and certificates of exemption by industrial group & sex, as at end of November 2021	55
35	- Number of valid work permits and certificates of exemption by country of origin & sex, as at end of November 2021	56 - 58

Section 2 - Registered unemployed in the Island of Rodrigues

Table 1.1	- Number of registered unemployed and in employment jobseekers by sex, as at end of November 2021	60
1.2	- Number of registered unemployed and in employment by sex and age group, as at end November 2021	60
1.3	- Registered unemployed jobseekers by qualification & sex, as at end of November 2021	61
1.4	- Number of registered unemployed by qualification, length of registration, sex & age group, as at end of November 2021	62 - 63
1.5	- Number of registered unemployed by occupational group & sex, as at end of November 2021	64
1.6	- Number of Unemployed and In Employment new registrants, re-registrants & those who reported for maintaining their registration by sex, November 2021	64
1.7	- Number of registered unemployed with disabilities by nature of disability and sex, as at end of November 2021	65

Glossary		66 - 69
-----------------	--	---------

FIGURES

Figure 1	- Registered unemployed by educational attainment, as at end of November 2021	23
2	- Number of registered unemployed by age group & sex, as at end of November 2021	23
3	- Number of vacancies by industrial group, November 2021	34
4	- Distribution (%) of vacancies by skill level, November 2021	34
5	- Distribution (%) of new work permits & renewed work permits by country of origin, November 2021	52
6	- Number of new work permits issued & renewed work permits by industrial group, November 2021	52

Fact Sheet on Labour Market Indicators: Human Resource Development and Training Division

Indicators	Oct-21	Nov-21	Change	% Change
Registered jobseekers	48,490	45,827	-2,663	-5
Male	21,679	20,387	-1,292	-6
Female	26,811	25,440	-1,371	-5
Registered unemployed jobseekers	28,185	25,942	-2,243	-8
Male	10,588	9,611	-977	-9
Female	17,597	16,331	-1,266	-7
Registered In employment jobseekers	20,305	19,885	-420	-2
Male	11,091	10,776	-315	-3
Female	9,214	9,109	-105	-1
Registered unemployed professional jobseekers	2,132	1,956	-176	-8
Male	704	618	-86	-12
Female	1,428	1,338	-90	-6
Registered unemployed youth jobseekers (16 - 35 years)	17,247	15,901	-1,346	-8
Male	6,937	6,315	-622	-9
Female	10,310	9,586	-724	-7
Registered new unemployed jobseekers	801	540	-261	-33
Male	370	259	-111	-30
Female	431	281	-150	-35
Registered unemployed jobseekers with disabilities	151	136	-15	-10
Male	100	90	-10	-10
Female	51	46	-5	-10
Vacancies notified or advertised	2,456	3,557	1,101	45
Employment Information Centres	2,041	3,190	1,149	56
Press	415	367	1,380	333
Jobseekers referred for vacancies notified	5,882	4,837	-1,045	-18
Male	2,872	2,292	-580	-20
Female	3,010	2,545	-465	-15
Jobseekers placed	474	449	-25	-5
Male	209	235	26	12
Female	265	214	-51	-19

For more information, visit the website of the Employment Division: <https://mauritiusjobs.govmu.org>

Fact Sheet on Labour Market Indicators: Statistics Mauritius

Indicators	1st Quarter 2021	2nd Quarter 2021
Active Population (Labour Force)	534,400	521,400
Male	311,900	308,600
Female	222,500	212,800
Activity rate (%)	53.2	51.8
Male	64.2	63.3
Female	42.9	40.9
Employed population	481,900	466,600
Male	285,300	280,300
Female	196,600	186,300
Unemployed population	52,500	54,800
Male	26,600	28,300
Female	25,900	26,500
Unemployed with tertiary qualifications	9,900	11,800
Male	5,300	4,600
Female	4,600	7,200
Unemployed youth (16-35 years)	34,700	35,500
Male	18,200	19,100
Female	16,500	16,400
Unemployment rate (%)	9.8	10.5
Male	8.5	9.2
Female	11.6	12.5
	2020¹	2021²
GDP Growth Rate at market prices (%)	-14.9	+4.8
	2020	2021²
The Headline Inflation Rate (%) for year and for twelve months ending	2.5	4.0

For more information, visit the website of Statistics Mauritius: <https://statsmauritius.govmu.org>

¹ Revised

² Forecast

SECTION I



Employment Service Monthly Bulletin – November 2021

1. Introduction

This is a monthly bulletin prepared by the Ministry of Labour, Human Resource Development and Training to present data on registered unemployed, vacancies, placements of jobseekers and work permits. This present issue refers to the month of November 2021 for the Island of Mauritius and Island of Rodrigues.

The data are compiled based on information collected at the thirteen Employment Information Centres (EICs) throughout the island and at the different units of the Employment Service Main Office.

Registered unemployed comprise new registrants, re-registrants and those maintaining their registration. “New registrants” refers to new jobseekers wishing to be placed on the live register of unemployed of the Employment Service. “Re-registrants” refers to those who have ceased registration for a period not exceeding two years, and come back to be re-admitted on the live register. If the break is more than two years then the case will be considered as a new one.

2. Registered jobseekers as at the end of November 2021

The total number of registered unemployed at the end of November 2021 stood at 25,942 (9,611 males and 16,331 females). These figures include laid off workers who are registered under the Workfare Programme.

In addition to registered unemployed, 19,885 jobseekers (10,776 males and 9,109 females), who though already in employment, were registered at the Employment Information Centres, in search of a better job.

Table 1 - Number of registered Unemployed and In Employment jobseekers by sex, as at end of November 2021

Registered Jobseekers	Male	Female	Both sexes
Unemployed	9,611	16,331	25,942
In Employment	10,776	9,109	19,885
Total	20,387	25,440	45,827

2.1 Distribution of registered unemployed by sex and age, qualification, length of registration, occupational group, district, locality and disability as at the end of November 2021

2.1.1 Distribution by sex and age (Tables 2 and 9)

The proportion of females among the registered unemployed was 63% against 37% for males. The proportion of registered unemployed aged between 16 and 29 years was 52% for males and 42% among females respectively. The mean age worked out to 34 years for male and 36 years for female jobseekers. The table below provides for the profile of registered unemployed jobseekers by age group.

Table 2 - Registered unemployed jobseekers by age group and sex, as at end of November 2021

Age group	Male		Female		Total	
	Number	%	Number	%	Number	%
16-29	5,071	53	6,894	42	11,965	46
30-34	1,071	11	2,320	14	3,391	13
35-39	858	9	2,113	13	2,971	11
40-44	838	9	2,263	14	3,101	12
45-49	601	6	1,465	9	2,066	8
50-54	477	5	708	4	1,185	5
55-65	695	7	568	3	1,263	5
Total	9,611	100	16,331	100	25,942	100

2.1.2 Distribution by qualification (Table 9)

Among the registered unemployed, some 26% have never been to school or did not pass the Certificate of Primary Education; while about 9% possessed the CPE as the only qualification. Another 28% have followed secondary education (Form I to V), without passing the School Certificate. The proportion of registered unemployed with SC, HSC and tertiary education were 19%, 10% and 8% respectively.

In general, female registered unemployed are more qualified than their male counterparts. The percentage of males and females who did not possess their Certificate of Primary Education was 32% and 23% respectively. On the other hand, 17% of males and 21% of females registered unemployed have attained the School Certificate, 7% of males and 12% of females the Higher School Certificate and 6% of males and 8% of females as professionals. The next table provides for the profile of registered unemployed jobseekers by qualification and sex.

Table 3 - Registered unemployed jobseekers by qualification and sex, as at end of November 2021

Qualification	Male		Female		Total	
	Number	%	Number	%	Number	%
Education Nil + Std VI Failed	3,042	32	3,786	23	6,828	26
Standard VI Passed	908	9	1,299	8	2,207	9
Form I to V (including SC failed)	2,715	28	4,545	28	7,260	28
SC	1,640	17	3,393	21	5,033	19
HSC	688	7	1,970	12	2,658	10
Professional	618	6	1,338	8	1,956	8
Total	9,611	100	16,331	100	25,942	100

2.1.3 Distribution by length of registration (Table 9)

Out of the 25,942 registered unemployed as at the end of November 2021, 23% have registered for less than one year and 18% have been registered for a period between one and three years. It is to be noted that 46% have been on the registration list for five years or more. On average, an unemployed has been in registration for 3.3 years. The average length of registration for females being slightly higher than that of males, 3.5 years compared to 2.9 years.

2.1.4 Number of registered unemployed & In employment by EICs & Gender (Table 10)

Table 10 provides for the number of registered Unemployed and In Employment jobseekers by EIC and sex, as at the end of November 2021.

2.1.5 Comparison with the previous month (Table 11)

Compared to October 2021, the number of registered unemployed has decreased by 2,243 from 28,185 from October 2021 to 25,942 for November 2021 (Table 11).

2.1.6 Distribution by occupational group (Table 12)

Registered unemployed are classified into occupational groups according to their previous work experience or their technical or professional qualifications. Among the 25,942 unemployed registrants, (26%) were classified as “Clerical Support Workers”, (21%) were classified as “Service and Sales Workers” and (16%) were engaged in “Elementary Occupations. About (5%) had never worked and did

not possess any technical or professional qualifications while (6%) were classified as “Managers; Professionals”.

2.1.7 Geographical distribution (Tables 13 & 14)

Table 13 gives the distribution of registered unemployed by district and sex. An analysis of registered unemployed by locality shows that the region of Port Louis had the greatest number of registered unemployed (2,648) followed by Quatre Bornes and Curepipe (1,401 and 1,256 respectively). The lowest number of registered unemployed are at Tamarin (30), followed by Case Noyale (33) and Mont Roches with 61.

2.1.8 Registered unemployed with disabilities (Table 15)

Among the 25,942 unemployed registrants, 136 persons with disabilities were looking for work comprising of 90 males and 46 females. Table 15 gives the number of registered unemployed with disabilities by their type of disability.

2.2 New registration, re-registration and maintaining registration in November 2021

2.2.1 New registration

In November 2021, 540 persons (259 males and 281 females) have registered themselves as unemployed for the first time (Table 16). Compared to October 2021, the number of new unemployed registrants has decreased by 261, from 801 for October 2021 to 540 for November 2021 (Table 17).

About 66% of the new registrants were aged between 16 and 29 years old and 14% were aged between 30 and 39 years old. Those aged 40 years and above amounted to 108 i.e. 20% (Table 18).

Among the new unemployed registrants, for the month of November 2021, 237 (44%) have never been to school or have attained only primary school level. Of these 32 (14%) have achieved the Certificate of Primary Education. Some 14% have followed the secondary education without passing the School Certificate; 16% had the School Certificate and 16% possessed the Higher School Certificate as their highest qualification. Among the new registrants, 54 were holders of professional qualifications (Table 18).

Out of the 540 new registrants, 101 persons had neither worked before nor undergone any technical or professional training. Some 19% had previous work experience or were qualified to work as “Clerical Support Workers” and 17% of the new unemployed registrants were classified under “Service and sales workers”. About 16% had been engaged in “Elementary Occupations”. Among the new registered unemployed, 26 (5%) had work experience or were qualified as “Managers; Professionals” (Table 19).

2.2.2 *Re-registration and maintaining registration*

The total number of re-registration for the month of November 2021 stood at 889 (378 males and 511 females). A total of 5,655 unemployed persons (2,014 males and 3,641 females) reported to the Employment Information Centres to maintain their registration (Table 16).

3. **In employment and seeking another job**

During the month of November 2021, 677 persons who, though already in employment, registered themselves at the Employment Information Centres in search of better jobs. Among them, 95 (49 males and 46 females) were new registrants and 582 (346 males and 236 females) were re-registrants (Table 20).

There were also 4,699 registrants, in employment, who reported to the Employment Information Centres to maintain their registration; comprising 2,495 males and 2,204 females.

4. **De-Registration**

De-Registration refers to jobseekers who fail to maintain their registration during the month and consequently their applications are removed from the live register and placed in a dormant register.

During the month of November 2021, 5,003 jobseekers have de-registered their application as jobseeker, out of which 3,403 were unemployed jobseekers and 1,600 as in employment jobseekers (Table 21).

5. **Vacancies**

In November 2021, vacancies notified to the Employment Information Centres numbered to 3,190. The highest number of vacancies being 928 was advertised in the “Agriculture, hunting, forestry and fishing” sector (Table 22).

A total of 367 vacancies has been notified in the press during the month of November 2021. The highest number of the vacancies were from ‘Manufacturing’ sector with 112 vacancies (Table 23).

Overall, the total number of vacancies notified for the month of November 2021 was 3,557. The next table provides for the number of vacancies notified in November 2021.

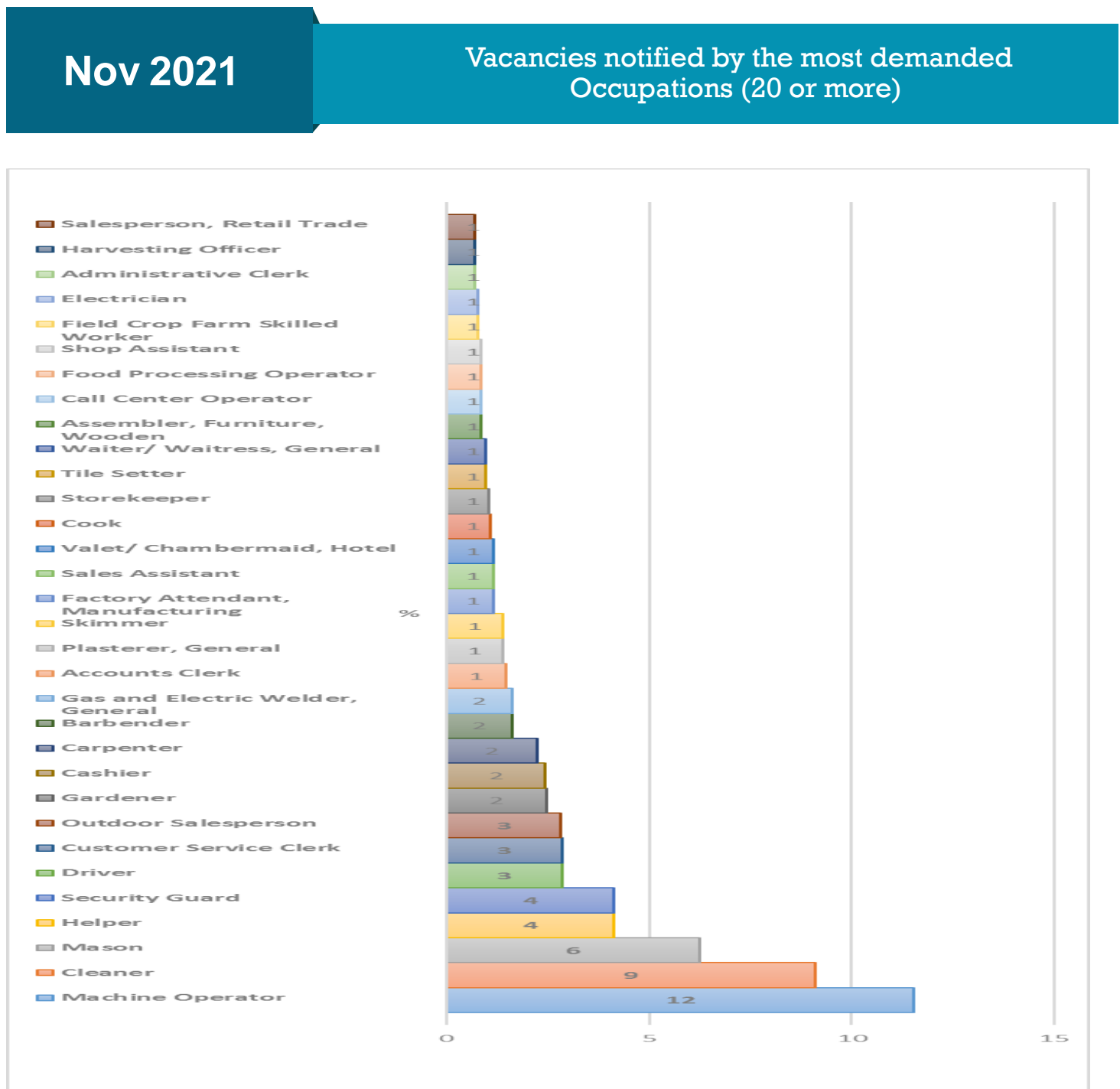
Table 4 - Number of vacancies notified in November 2021

Notification	Male	Female	Either male or female	Total
EICs	1,403	302	1,485	3,190
Press	0	0	367	367
Total	1,403	302	1,852	3,557

Table 24 shows the distribution of vacancies by industry and skill level. Compared to September - October 2021, the number of vacancies for the month of November 2021 has increased by 1,101 as shown in Table 25.

The next table provides for the number of vacancies notified by the most demanded occupations in November 2021.

Table 4a:



The most demanded vacancies in November 2021 represent 12% for Machine Operator, 9% for Cleaner and 6% for Mason.

6. Workfare Programme

The role of the Employment Service is to facilitate redeployment of laid-off workers for those who have opted for job placement. The laid off workers are eligible to a Transitional Unemployment Benefit (TUB) for a period of maximum 12 months.

The number of laid-off workers still registered under the Workfare Programme as at 30 November 2021 stood at 5,922 (3,081 Males, 2,841 Females).

For the month of November 2021, 224 laid off workers (140 Males, 84 Females) were registered. 23 laid off workers (15 Males, 8 Females) were placed during the same month.

Table 5 - Laid off workers registered and redeployed for the month of November 2021

Reported to Employment Service for Redeployment			Redeployed		
Male	Female	Total	Male	Female	Total
140	84	224	15	8	23

7. Magazine de L'Emploi et des Metiers



During the month of November 2021, 4 programmes consisting of 760 vacancies were broadcast.

Due to the Covid 19 pandemic, reportage was conducted only at Winners ltd.

44 jobseekers (35 males and 9 females) were placed during the said month.

Since the start of the programme on 21 March 2007, the number of jobseekers placed has reached 11,456.

Table 6 - Statistics on Magazine de L'Emploi et des Metiers as at 30 November 2021

Number of programmes broadcast	877
Number of vacancies broadcast	179,097
Number of placement	11,456

8. The website of Employment Service: <https://mauritiusjobs.govmu.org>



The website <https://mauritiusjobs.govmu.org> was launched in September 2014. The objective of the website is as follows:

- To have a dedicated and state of the art interactive website for jobseekers and employers that will be more user-friendly and responsive.
- To incorporate overseas vacancies notified in the context of the International Organization for Migration (IOM).
- To provide a quicker search engine both for jobseekers and employers.

The Benefits of the Website are:

- Jobseekers can view latest vacancies both local and abroad
- Jobseekers can apply for jobs directly
- Employers can upload their vacancies and effect quick search for potential candidates.
- Employers can view profiles of candidates, CVs, references and qualifications.
- Free of cost and accessible to intended users even on smart phones, tablets and laptops and will be linked to all the other related stakeholders dealing with employment issues.

Table 7 - Statistics on the website

Type of statistics	For the month of November 2021	As at the end of November 2021
Number of jobseekers registered	468 (256 males and 212 females)	46,451
Number of employers registered	42	4,714
Number of vacancies posted	395	25,784
Number of jobseekers placed	2 (2 males)	296

9. Youth Employment Programme, Dual Training Programme and Back to Work Programme



9.1 The Youth Employment Programme (YEP) which started in 2013 is meant for unemployed youth aged between 16 and 35 years and provides them with training and placement in an enterprise for an initial period of one year with the possibility of one additional year of placement with another enterprise. The Programme provides for the payment of a monthly stipend to the youth as follows:

HSC : Rs 8,000
 Diploma : Rs 10,000
 Graduates: Rs 15,000

50% of the stipend is refunded to the employer by Government as well as 50% of the training cost up to a maximum of Rs 7,500 per youth.

Since December 2015, the YEP has been extended to the public sector.

According to the YEP Secretariat, there is a total number of 41,541 (18,541 males and 23,000 females) youth registered with YEP as at 30 November 2021.

The number of Employers registered with YEP is 6,765, out of which 41% are actively participating in the recruitment process.

The number of jobseekers placed in companies through the YEP as at 30 November 2021 is 24,398 (10,977 males and 13,421 females). 116 jobseekers including 94 jobseekers (35 males and 59 females) were placed in the private sector during the month of November 2021 out of which 40% in “*Professional, scientific and technical activities*” sector, 16% in “*Financial and insurance activities*” sector, 11% in “*Wholesale and retail trade; repair of motor vehicles and motorcycles*” sector and 6% in “*Manufacturing*” sector (Table 26) while 22 jobseekers (3 males and 19 females) were placed in the public sector.



9.2 The Dual Training Programme (DTP), launched in September 2015 provides for unemployed Mauritians to follow a Diploma or Degree Course with a tertiary institution registered with either the Tertiary Education Commission or the Mauritius Qualifications Authority in fields required by the labour market, with placement in an enterprise. Under the Programme, trainees will be paid a monthly stipend of Rs 6,000 for a maximum period of three years. As for employers, they will be refunded 60% of the course fees, per year per trainee as well as the stipend for a maximum of three years. After satisfactory completion of the course, the trainees may be employed.

According to the DTP secretariat, 46 companies have registered in the DTP and have enrolled 215 trainees, out of which 95 males and 120 females, at the end of November 2021. 205 trainees, out of which 90 males and 115 females have already completed their training programme. . The trainees have already completed their training programme in different courses such as BTS Assistant de Gestion, BTS Services Informatiques aux Organisations and Technician Diploma in Mechanical and Electrical Engineering. The training institutions are Universite des Mascareignes and MCCI Business School. 155 trainees have obtained permanent jobs after completion of the training.

10 trainees including 5 males and 5 females are still following courses with private companies.



9.3 The Back to Work Programme (BTWP) which was launched in September 2015 is meant for women above 30 years of age to enable them take up or resume employment. The Programme provides for the placement of women in a job for an initial period of one year following which they might be employed. During the placement period, the women will be paid a stipend up to a maximum of Rs 10575 and will get the opportunity of following training in a registered institution. Employers enrolling women on placement under the Programme will be refunded the training cost up to a maximum of Rs 7,500 per woman as well as the stipend for the placement period.

According to the BTWP secretariat, as at the end of November 2021, 821 employers are registered in the programme, out of which 37% participated actively. 5,321 women are registered in the programme and 1,328 have been placed, out of which 32% in the “*Wholesale and trade*” sector and 25% in the “*Manufacturing*” sector. 688 women have obtained permanent jobs after completion of their placement.

For the month of November 2021, 32 women and 5 employers have registered for the first time, while no woman was placed.

In addition, to further empower those women, technical courses are currently being dispensed to them by MITD. The courses are fully sponsored by this Ministry and a stipend of Rs 10,575 are paid to them at the end of the course. 193 unemployed women under the BTWP have been trained in Bakery/Pastry, Beauty Therapy, Hairdressing, Care of the Elderly and Disabled, Early Childhood care and Flower Arrangements.



9.4 Government has found that there is a bottleneck regarding pre- registration of engineers at the Council of Registered Professional Engineers (CRPE). The requirements of two years practical training under the supervision of professional engineers could not be entertained for lack of training possibilities for our graduates in engineering.

Government thus announced a special scheme in the Budget Programme 2016-2017, for the placement of trainee engineers.

The objective of the TES is to enable Graduates in engineering to qualify for registration with the Council of Registered Professional Engineers of Mauritius and to operate as full-fledged engineers.

The requirements for enlistment of trainees for the Trainee Engineer Scheme: Degree holders in engineering plus eligibility certificate stage 1 from the Council of Registered Professional Engineer.

As at 30 November 2021, the number of applications received for the scheme was 1,369 (1,019 males and 350 females). The number of placements effected in the public sector was 440 (349 males and 91 females) and in the private sector was 258 (194 males and 64 females). Most placements were made in the following fields: 50% in “*Civil Engineering*”, 20% in “*Mechanical Engineering*” and 14% in “*Electrical and Electronics*”

17 employers of the public sector and 50 of the private sector are participating in the scheme as at 30 November 2021; while the number of placements for the month of November 2021 stood at 2 male trainees in the public sector. No placement was effected in the private sector.

10. Job Placement

10.1 Placement is made according to the job requirements of employers. For the month of November 2021, 3,190 vacancies have been processed by the Employment Information Centres and 4,837 registrants were referred for employment by the latter. Out of the 4,837 (2,292 males and 2,545 females) referred jobseekers, 155 declined job offers, 642 failed to report to employers and 2,668 were not selected. There were 209 registrants who reported that they have been employed and the result of referral for 1,134 remaining applicants was not yet known. For the month of November 2021, placement has been effected for about 7% of the vacancies processed (Table 27).

Some vacancies for the month of October 2021 have been processed during the month of November 2021 leading to 29 additional placements being made.

As regards placement in the public sector, 15 vacancies have been reported for which 600 jobseekers have been referred and 20 jobseekers have been placed for previous vacancies.

Furthermore, 23 persons registered under the Workfare Programme have been placed, 44 persons through the TV programme “Magazine de L’Emploi et des Metiers”, 2 persons through the Job Management System, 116 persons through the Youth Employment Programme, 4 persons through the Dual Training Programme and 2 persons through the Trainee Engineer Scheme. Thus, the total number of placements, for the month of November 2021, amounted to 449 (Table 28) and as shown below.

Table 8 - Type of placements by sex, November 2021

Type of Placement	Male		Female		Total	
	Number	%	Number	%	Number	%
EIC	122	52	116	54	238	53
Public Sector	18	8	2	1	20	4
Workfare Programme	15	6	8	4	23	5
Magazine de L’Emploi et des metiers	35	15	9	4	44	10
Job Management System	2	1	0	0	2	0
Youth Employment Programme	38	16	78	36	116	26
Back to Work Programme	0	0	0	0	0	0
Dual Training Programme	3	1	1	0	4	1
Trainee Engineer Scheme	2	1	0	0	2	0
Total	235	100	214	100	449	100

10.2 The disparity between the number of vacancies reported and the number of persons placed can be explained by unwillingness of job seekers to accept job offers and also by some criteria set by the employers. Some jobseekers refused job offers because of the conditions of work e.g. low salary, overtime or night duty. Most of the jobseekers refused the jobs offered to them as they are looking for public sector jobs. For some vacancies no suitable candidates were available.

In some cases, employers were not satisfied with referred candidates and consequently the vacancies were filled by the employers themselves. Some candidates were not selected by employers as according to the latter they were not suitable for the work or lack previous experience. Employers were not willing to offer higher salaries, thus the jobseekers who were looking for a better pay were not selected by the employers.

10.3 A breakdown of placements by industrial group shows that the majority of the placements made were in the “Hotels and Restaurants” sector (58) and 53 for “Wholesale & Retail Trade; repair of motor

vehicles, motorcycles & personal and household goods” sector. The remaining placements were effected in companies engaged in other activities (Table 28).

11. Work Permits and Certificates of Exemption

For the month of November 2021, the number of new work permits issued was 672 (644 males and 28 females). The majority of the new work permits issued was for the “Manufacturing” sector (475) followed by “Construction” sector with 106. Out of the 672 new work permits issued, 401 were allocated to Indian workers, 129 to Bangladeshi workers, 88 to Malagasy workers and 27 to Chinese workers (Tables 29, 31 & 33).

The number of work permits renewed for the month of November 2021 amounted to 1,059 (860 males and 199 females) out of which 751 were for the “Manufacturing” sector and 190 for the “Construction” sector (Table 30 & 33). The majority of the work permits renewed were for Bangladeshi, Indian and Malagasy workers with 741, 169 and 121 work permits respectively as shown in Table 31.

The number of valid work permits as at the end of November 2021 stood at 23,198 (19,431 males and 3,767 females). Most of the foreign workers in Mauritius were working in the “Manufacturing” sector (71%) followed by “Construction” sector with 15%. The number of valid certificates of exemption as at the end of November 2021 stood at 5,425 (5,346 males, 79 females). The majority of valid certificates of exemption as at the end of November 2021 was for “Construction” sector with 5,078. (Tables 34).

The number of valid work permits and certificates of exemption as at the end of November 2021 stood at 28,623 (24,777 males and 3,846 females). Most of the foreign workers in Mauritius were working in the “Manufacturing” sector (57%) followed by “Construction” sector with 30%. (Table 34).

The countries of origin for the valid work permits and certificates of exemption are given in Table 35. 47% of the valid work permits and certificates of exemption were for Bangladeshi workers, while 38% of the expatriates came from India. 93% within valid certificates of exemption was for Indian workers and 58% within valid work permits were for Bangladeshi workers.

Table 9 - Number of registered unemployed by qualification, length of registration, sex and age-group, as at end of November 2021

Qualification	Age-group Length of Registration	Male					Female					Both sexes				
		16 - 19	20 - 29	30 - 39	40+	Total	16 - 19	20 - 29	30 - 39	40+	Total	16 - 19	20 - 29	30 - 39	40+	Total
Education Nil +Std VI Failed	Less than 1 year	95	288	233	595	1,211	59	219	255	581	1,114	154	507	488	1,176	2,325
	1 yr but < 2 yrs	12	89	73	175	349	9	80	144	280	513	21	169	217	455	862
	2 yrs but < 3 yrs	1	76	30	71	178	0	50	85	162	297	1	126	115	233	475
	3 yrs but < 4 yrs	0	55	34	52	141	0	37	67	104	208	0	92	101	156	349
	4 yrs but < 5 yrs	0	28	19	65	112	0	20	51	86	157	0	48	70	151	269
	5 yrs and above	0	132	297	622	1,051	0	69	404	1,024	1,497	0	201	701	1,646	2,548
	Total	108	668	686	1,580	3,042	68	475	1,006	2,237	3,786	176	1,143	1,692	3,817	6,828
Standard VI (passed)	Less than 1 year	63	84	33	57	237	40	65	36	55	196	103	149	69	112	433
	1 yr but < 2 yrs	16	50	14	22	102	4	37	28	33	102	20	87	42	55	204
	2 yrs but < 3 yrs	1	41	6	7	55	0	56	29	20	105	1	97	35	27	160
	3 yrs but < 4 yrs	1	43	9	7	60	0	26	23	17	66	1	69	32	24	126
	4 yrs but < 5 yrs	0	31	7	12	50	0	25	19	21	65	0	56	26	33	115
	5 yrs and above	0	132	130	142	404	0	118	248	399	765	0	250	378	541	1,169
	Total	81	381	199	247	908	44	327	383	545	1,299	125	708	582	792	2,207
Form I to V (including SC failed)	Less than 1 year	197	260	47	106	610	152	201	65	88	506	349	461	112	194	1,116
	1 yr but < 2 yrs	68	207	20	43	338	42	162	52	38	294	110	369	72	81	632
	2 yrs but < 3 yrs	0	205	11	11	227	1	222	56	52	331	1	427	67	63	558
	3 yrs but < 4 yrs	0	188	18	16	222	0	167	72	51	290	0	355	90	67	512
	4 yrs but < 5 yrs	0	135	13	19	167	0	145	71	48	264	0	280	84	67	431
	5 yrs and above	0	421	409	321	1,151	0	519	1,117	1,224	2,860	0	940	1,526	1,545	4,011
	Total	265	1,416	518	516	2,715	195	1,416	1,433	1,501	4,545	460	2,832	1,951	2,017	7,260

Table 9 (cont'd) - Number of registered unemployed by qualification, length of registration, sex and age-group, as at the end of November 2021

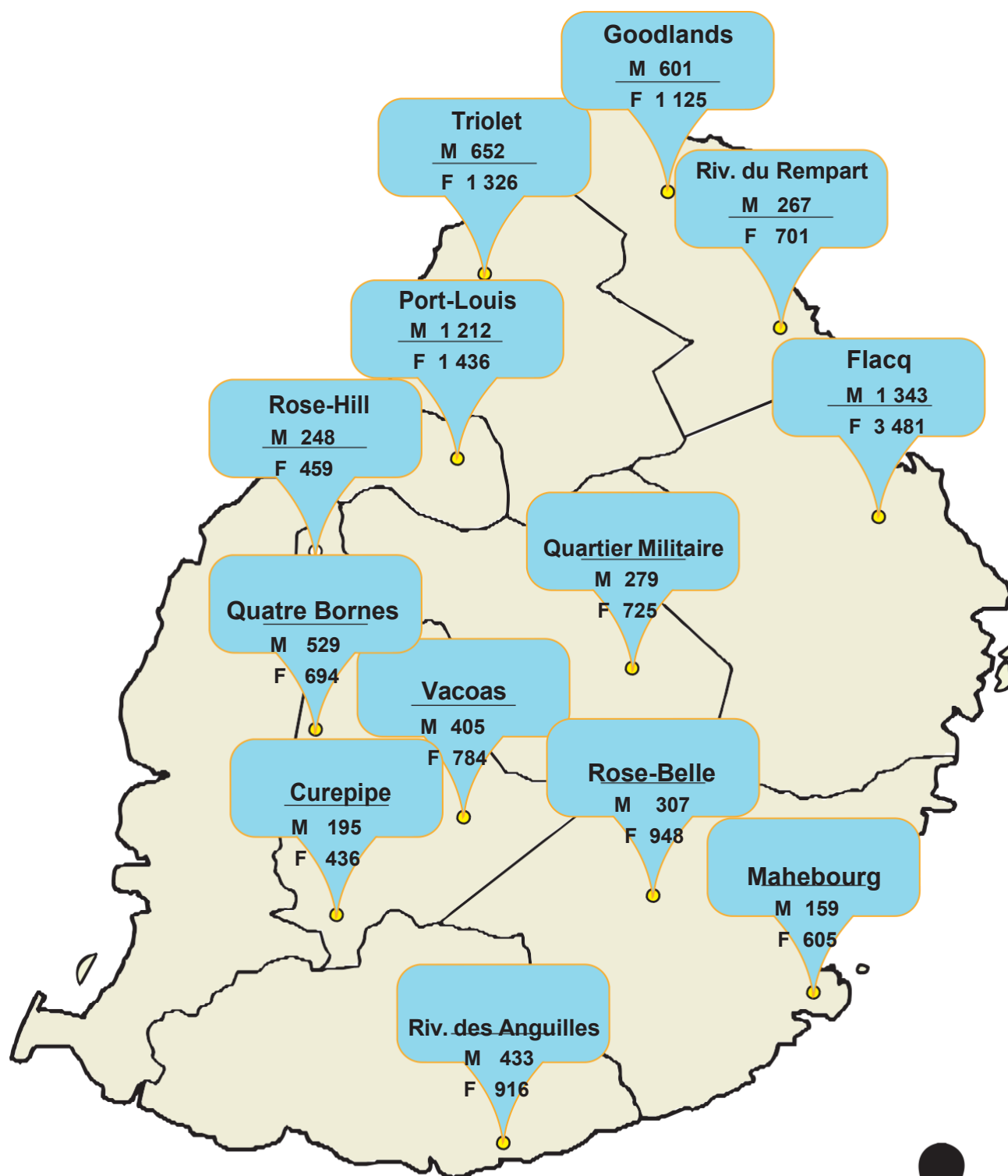
Qualification	Age-group Length of Registration	Male					Female					Both sexes				
		16 - 19	20 - 29	30 - 39	40+	Total	16 - 19	20 - 29	30 - 39	40+	Total	16 - 19	20 - 29	30 - 39	40+	Total
SC	Less than 1 year	116	225	33	40	414	208	244	29	63	544	324	469	62	103	958
	1 yr but < 2 yrs	28	162	10	19	219	40	230	21	25	316	68	392	31	44	535
	2 yrs but < 3 yrs	0	184	9	4	197	1	230	13	21	265	1	414	22	25	462
	3 yrs but < 4 yrs	0	131	5	4	140	0	205	26	21	252	0	336	31	25	392
	4 yrs but < 5 yrs	0	117	15	9	141	0	146	34	19	199	0	263	49	28	340
	5 yrs and above	0	250	180	99	529	0	553	811	453	1,817	0	803	991	552	2,346
	Total	144	1,069	252	175	1,640	249	1,608	934	602	3,393	393	2,677	1,186	777	5,033
HSC	Less than 1 year	25	178	9	9	221	73	326	12	7	418	98	504	21	16	639
	1 yr but < 2 yrs	2	65	5	2	74	6	175	10	5	196	8	240	15	7	270
	2 yrs but < 3 yrs	0	68	4	2	74		219	7	5	231	0	287	11	7	305
	3 yrs but < 4 yrs	0	68	5	0	73		201	6	1	208	0	269	11	1	281
	4 yrs but < 5 yrs	0	59	2	1	62		164	6	1	171	0	223	8	2	233
	5 yrs and above	0	119	57	8	184		453	251	42	746	0	572	308	50	930
	Total	27	557	82	22	688	79	1,538	292	61	1,970	106	2,095	374	83	2,658
Professional	Less than 1 year	2	104	30	33	169	1	168	31	13	213	3	272	61	46	382
	1 yr but < 2 yrs	0	39	9	7	55	0	89	12	4	105	0	128	21	11	160
	2 yrs but < 3 yrs	0	35	10	5	50	0	90	6	2	98	0	125	16	7	148
	3 yrs but < 4 yrs	0	52	11	4	67	0	85	12	3	100	0	137	23	7	167
	4 yrs but < 5 yrs	0	31	6	0	37	0	116	12	1	129	0	147	18	1	166
	5 yrs and above	0	92	126	22	240	0	346	312	35	693	0	438	438	57	933
	Total	2	353	192	71	618	1	894	385	58	1,338	3	1,247	577	129	1,956
Grand total		627	4,444	1,929	2,611	9,611	636	6,258	4,433	5,004	16,331	1,263	10,702	6,362	7,615	25,942

Table 10 - Number of registered Unemployed and In Employment jobseekers by EIC and workfare by sex, as at end of November 2021

EIC ¹	Unemployed			In Employment			Total		
	Male	Female	Both sexes	Male	Female	Both sexes	Male	Female	Both sexes
Curepipe	195	436	631	442	387	829	637	823	1,460
Flacq	1,343	3,481	4,824	1,988	1,360	3,348	3,331	4,841	8,172
Goodlands	601	1,125	1,726	877	728	1,605	1,478	1,853	3,331
Mahebourg	159	605	764	820	698	1,518	979	1,303	2,282
Port Louis	1,212	1,436	2,648	916	624	1,540	2,128	2,060	4,188
Quartier Militaire	279	725	1,004	1,028	1,076	2,104	1,307	1,801	3,108
Quatre Bornes	529	694	1,223	355	413	768	884	1,107	1,991
Riviere des Anguilles	433	916	1,349	717	620	1,337	1,150	1,536	2,686
Riviere du Rempart	267	701	968	592	454	1,046	859	1,155	2,014
Rose Belle	307	948	1,255	1,160	994	2,154	1,467	1,942	3,409
Rose Hill	248	459	707	375	385	760	623	844	1,467
Triolet	652	1,326	1,978	1,007	819	1,826	1,659	2,145	3,804
Vacoas	405	784	1,189	499	551	1,050	904	1,335	2,239
Workfare	2,981	2,695	5,676	0	0	0	2,981	2,695	5,676
Total	9,611	16,331	25,942	10,776	9,109	19,885	20,387	25,440	45,827

¹ Employment Information Centre

Number of registered Unemployed jobseekers by EIC by sex at end of November 2021



source: Table 10



Table 11 - Change in number of registered unemployed by age-group & sex, October 2021 - November 2021

Age-group (years)	October 2021			November 2021			Change		
	Male	Female	Both sexes	Male	Female	Both sexes	Male	Female	Both sexes
16 - 19	710	705	1,415	627	636	1,263	-83	-69	-152
20 -29	4860	6,741	11,601	4444	6258	10,702	-416	-483	-899
30 -39	2133	4,736	6,869	1929	4433	6,362	-204	-303	-507
40+	2885	5,415	8,300	2611	5004	7,615	-274	-411	-685
Total	10,588	17,597	28,185	9,611	16,331	25,942	-977	-1,266	-2,243

Table 12 - Number of registered unemployed by occupational group and sex, as at end of November 2021

Occupational group	Male	Female	Both sexes
Managers	129	91	220
Professionals	341	954	1,295
Technicians & Associate Professionals	739	1,179	1,918
Clerical Support Workers	1,726	4,992	6,718
Service and Sales Workers	1,779	3,780	5,559
Skilled Agricultural, Forestry & Fishery Workers	143	72	215
Craft & Related Trades Workers	1,624	638	2,262
Plant & Machinery Operators & Assemblers	1,113	1,346	2,459
Elementary Occupation	1,619	2,455	4,074
New Workers Seeking Employment	398	824	1,222
Total	9,611	16,331	25,942

Figure 1 - Registered unemployed (%) by educational attainment, as at end of November 2021

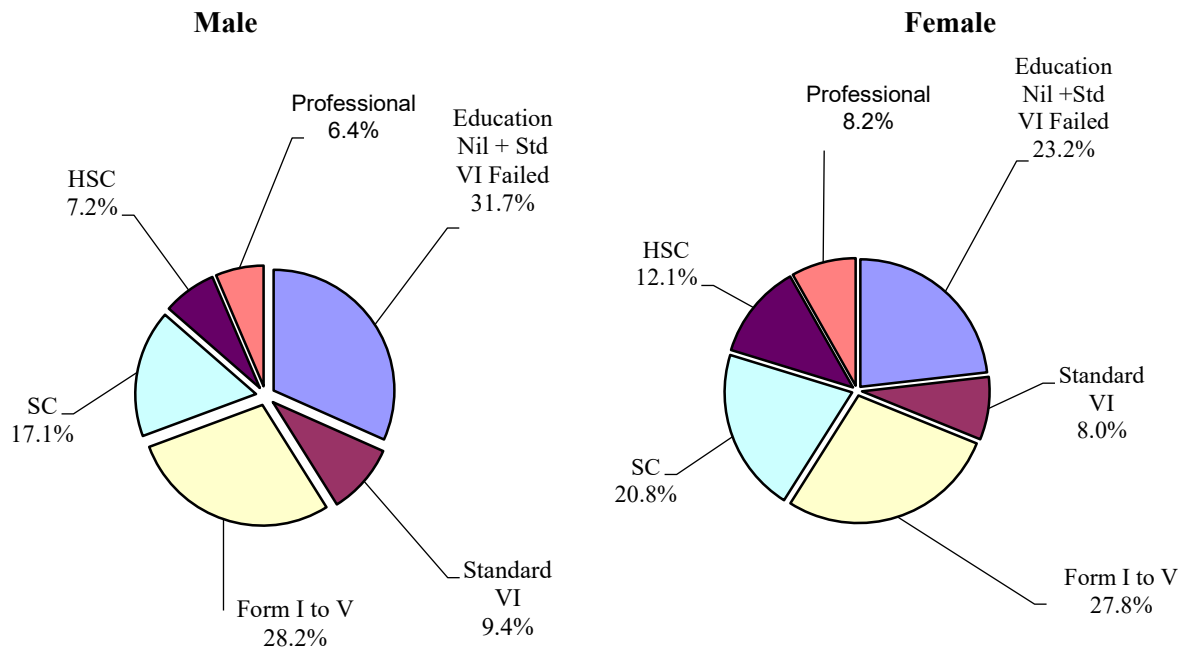


Figure 2 - Number of registered unemployed by age group & sex, as at end of November 2021

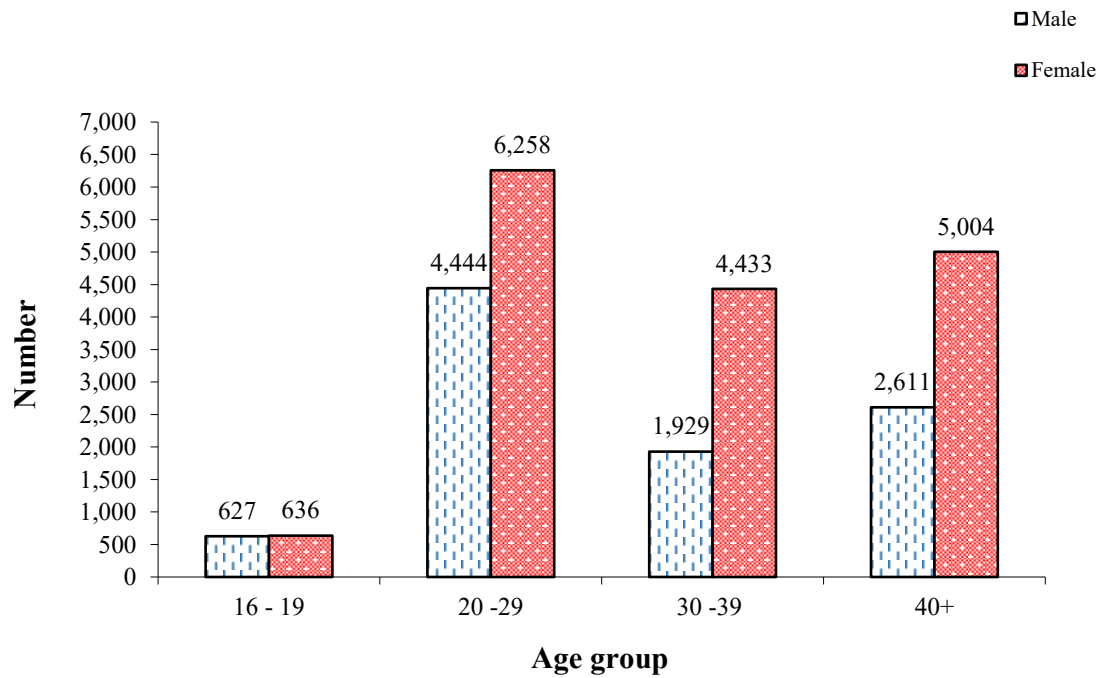


Table 13 - Number of registered unemployed by district & sex, as at end of November 2021

District	Male	Female	Both sexes
Port Louis	1,212	1,436	2,648
Black River	267	359	626
Plaine Wilhems	2,301	3,113	5,414
Pamplemousses	1,576	2,528	4,104
Rivière du Rempart	587	1,099	1,686
Moka	404	824	1,228
Flacq	1,864	3,822	5,686
Grand Port	737	1,742	2,479
Savanne	663	1,408	2,071
Total	9,611	16,331	25,942

Table 14 - Number of registered unemployed by locality & sex, as at end of November 2021

Locality	Male	Female	Both sexes
Baie Du Cap	30	44	74
Bambous	138	178	316
Beau Bassin	166	223	389
Bel Air	331	661	992
Belle Vue Maurel	84	183	267
Bramsthan	142	319	461
Brisee Verdier	176	365	541
Camp de Masque Pave	105	214	319
Camp Diable	52	74	126
Canot	34	45	79
Case Noyale	14	19	33
Central Flacq	236	451	687
Chemin Grenier	150	295	445
Cottage	68	121	189
Curepipe	521	735	1,256

Table 14 (cont'd) - Number of registered unemployed by locality & sex, as at end of November 2021

Locality	Male	Female	Both sexes
Dagotiere	46	111	157
Fond Du Sac	91	131	222
Goodlands	188	255	443
Grand Bay	108	125	233
Grand Bois	108	265	373
Grand Gaube	73	98	171
Grand River South East	42	57	99
L'Escalier	85	161	246
La Rosa	123	323	446
Lallmatie	169	406	575
Laventure	46	135	181
Long Mountain	106	250	356
Mahebourg	153	309	462
Mare La Chaux	162	375	537
Medine	77	164	241
Moka	35	48	83
Mont Roches	22	39	61
Montagne Blanche	56	150	206
Old Grand Port	44	98	142
Pamplemousses	270	405	675
Petit Raffray	108	187	295
Petite Riviere	61	96	157
Phoenix	150	220	370
Piton	71	105	176
Plaine des Papayes	125	219	344
Plaine Magnien	72	164	236
Pointe aux Piments	67	96	163

Table 14 (cont'd) - Number of registered unemployed by locality & sex, as at end of November 2021

Locality	Male	Female	Both sexes
Port Louis	1,212	1,436	2,648
Poste de Flacq	115	207	322
Poudre d'Or Hamlet	51	102	153
Poudre d'Or Village	42	80	122
Quartier Militaire	73	176	249
Quatre Bornes	664	737	1,401
Quatre Soeurs	92	188	280
Riviere des Creoles	31	74	105
Riviere des Anguilles	126	282	408
Riviere du Poste	43	134	177
Riviere du Rempart	162	301	463
Roche Noires	58	129	187
Rose Belle	191	455	646
Rose Hill	259	352	611
Sebastopol	92	176	268
Souillac	129	291	420
St. Hubert	29	86	115
St. Julien d'Hotman	49	105	154
St. Pierre	145	234	379
Tamarin	13	17	30
Terre Rouge	227	317	544
Triolet	264	523	787
Trois Boutiques	39	101	140
Trou d'Eau Douce	79	104	183
Vacoas	521	805	1,326
Total	9,611	16,331	25,942

Table 15 - Number of registered unemployed with disabilities by nature of disability and sex, as at end of November 2021

Nature of disability	Male	Female	Both sexes
Abnormal movement of body parts	4	3	7
Albino	0	0	0
Blind	0	0	0
Crippled	0	2	2
Deaf	3	2	5
Deaf and Dumb	2	0	2
Deformation of body parts since birth	11	6	17
Disabled following surgical operation or illness	10	4	14
Disabled due to accident	8	3	11
Dumb	2	1	3
Dwarf	0	0	0
Epileptic	10	2	12
Lame	5	2	7
Mental illness	5	3	8
Mentally retarded	15	4	19
Partly blind	5	2	7
Partly deaf	6	6	12
Polio	0	0	0
Stammer	4	6	10
Total	90	46	136

Table 16 - Number of UNEMPLOYED new registrants, re-registrants and those who reported for maintaining their registration by Employment Information Centre & sex, November 2021

Employment Information Centre	New registrants			Re-registrants			Those who reported for maintaining their registration		
	Male	Female	Both sexes	Male	Female	Both sexes	Male	Female	Both sexes
Curepipe	8	10	18	10	20	30	26	69	95
Flacq	29	45	74	56	109	165	296	792	1,088
Mahebourg	4	9	13	8	25	33	26	132	158
Goodlands	9	15	24	22	22	44	112	229	341
Port Louis	36	44	80	55	59	114	170	254	424
Quartier Militaire	15	27	42	14	29	43	57	173	230
Quatre Bornes	17	18	35	35	30	65	91	129	220
Riv. Des Anguilles	16	11	27	16	19	35	75	212	287
Riv. Du Rempart	9	9	18	11	14	25	54	142	196
Rose Belle	17	19	36	11	24	35	58	228	286
Rose Hill	13	14	27	18	35	53	27	79	106
Triolet	17	18	35	23	50	73	137	273	410
Vacoas	13	16	29	17	27	44	86	167	253
Workfare	56	26	82	82	48	130	799	762	1,561
Total	259	281	540	378	511	889	2,014	3,641	5,655

Table 17 - Change in the number of new unemployed registrants by educational attainment and sex , October 2021 - November 2021

Education Level	October 2021			November 2021			Change		
	Male	Female	Both sexes	Male	Female	Both sexes	Male	Female	Both sexes
Education Nil+Std VI (failed)	148	115	263	113	92	205	-35	-23	-58
Standard VI (passed)	21	23	44	18	14	32	-3	-9	-12
Form I to V (including SC failed)	59	64	123	42	33	75	-17	-31	-48
SC (including HSC failed)	59	68	127	32	57	89	-27	-11	-38
HSC	46	123	169	31	54	85	-15	-69	-84
Professional	37	38	75	23	31	54	-14	-7	-21
Total	370	431	801	259	281	540	-111	-150	-261

Table 18 - Number of new unemployed registrants by educational attainment, sex and age group, November 2021

Age group Education level	Male					Female					Both sexes				
	16 - 19	20 - 29	30 - 39	40+	Total	16 - 19	20 - 29	30 - 39	40+	Total	16 - 19	20 - 29	30 - 39	40+	Total
Education Nil+Std VI (failed)	13	27	23	50	113	8	24	28	32	92	21	51	51	82	205
Standard VI (passed)	5	7	2	4	18	6	4	3	1	14	11	11	5	5	32
Form I to V (including SC failed)	17	11	6	8	42	14	10	5	4	33	31	21	11	12	75
SC (including HSC failed)	11	17	2	2	32	28	26	0	3	57	39	43	2	5	89
HSC	5	24	1	1	31	14	39	1	0	54	19	63	2	1	85
Professional	1	18	2	2	23	0	29	1	1	31	1	47	3	3	54
Total	52	104	36	67	259	70	132	38	41	281	122	236	74	108	540

Table 19 - Number of new unemployed registrants by occupational group and sex, November 2021

Occupational group	Male	Female	Both sexes
Managers	0	4	4
Professionals	12	10	22
Technicians & Associate Professionals	29	32	61
Clerical support workers	30	70	100
Service & sales workers	35	58	93
Skilled agricultural, forestry & fishery workers	3	1	4
Craft & related trades workers	35	8	43
Plant & machine operators & assemblers	17	10	27
Elementary occupations	51	34	85
New workers seeking employment	47	54	101
Total	259	281	540

Table 20 - Number of IN EMPLOYMENT new registrants, re-registrants and those who reported for maintaining their registration by Employment Information Centre & sex, November 2021

Employment Information Centre	New registrants			Re-registrants			Those who reported for maintaining their registration		
	Male	Female	Both sexes	Male	Female	Both sexes	Male	Female	Both sexes
Curepipe	4	7	11	27	9	36	109	103	212
Flacq	12	9	21	48	38	86	473	344	817
Mahebourg	5	1	6	20	18	38	194	153	347
Goodlands	0	3	3	17	20	37	202	180	382
Port Louis	5	4	9	29	23	52	208	134	342
Quartier Militaire	6	3	9	26	16	42	250	279	529
Quatre Bornes	0	4	4	15	10	25	69	93	162
Riv. Des Anguilles	1	2	3	18	17	35	178	183	361
Riv. Du Rempart	1	2	3	24	8	32	136	104	240
Rose Belle	4	0	4	37	18	55	303	249	552
Rose Hill	5	2	7	26	16	42	70	87	157
Triolet	6	4	10	32	23	55	211	176	387
Vacoas	0	5	5	27	20	47	91	119	210
Workfare	0	0	0	0	0	0	1	0	1
Total	49	46	95	346	236	582	2,495	2,204	4,699

Table 21 - Number of Unemployed and In Employment jobseekers de-registered by EIC and sex, November 2021

EIC ¹	Unemployed			In Employment			Total		
	Male	Female	Both sexes	Male	Female	Both sexes	Male	Female	Both sexes
Curepipe	79	131	210	71	40	111	150	171	321
Flacq	212	348	560	135	88	223	347	436	783
Goodlands	128	183	311	56	49	105	184	232	416
Mahebourg	60	99	159	68	61	129	128	160	288
Port Louis	205	200	405	79	49	128	284	249	533
Quartier Militaire	73	99	172	100	68	168	173	167	340
Quatre Bornes	154	171	325	30	33	63	184	204	388
Riviere des Anguilles	78	123	201	61	39	100	139	162	301
Riviere du Rempart	44	74	118	52	26	78	96	100	196
Rose Belle	52	104	156	77	54	131	129	158	287
Rose Hill	110	134	244	80	51	131	190	185	375
Triplet	167	168	335	87	63	150	254	231	485
Vacoas	91	116	207	56	27	83	147	143	290
Total	1,453	1,950	3,403	952	648	1,600	2,405	2,598	5,003

¹ Employment Information Centre

Table 22 - Number of vacancies notified in EICs¹ by industrial group and sex, November 2021

Industrial group	Male	Female	Either male or female	Total
Agriculture, hunting, forestry and fishing	360	100	468	928
Manufacturing	142	32	141	315
<i>of which: Textile</i>	1	13	11	25
<i>Wearing apparel</i>	9	15	97	121
Construction	643	1	12	656
Wholesale & retail trade; repair of m/vehicles, motorcycles & personal & household goods	114	134	307	555
Transport, storage and communications	43	0	0	43
Hotels and restaurants	51	10	174	235
Information technology	13	0	143	156
Financial intermediation	0	0	1	1
Real estate, renting and business activities	31	3	163	197
Education	0	1	4	5
Health and social work	1	6	2	9
Other community, social and personal service activities	3	3	69	75
Private households with employed persons	2	12	1	15
Total	1,403	302	1,485	3,190

¹EICs - Employment Information Centres**Table 23 - Number of vacancies notified in the PRESS by industrial group and sex, November 2021**

Industrial group	Male	Female	Either male or female	Total
Agriculture, hunting, forestry and fishing	0	0	91	91
Manufacturing	0	0	112	112
<i>of which: Textile</i>	0	0	2	2
Construction	0	0	75	75
Wholesale & retail trade; repair of m/vehicles, motorcycles & personal & household goods	0	0	32	32
Transport, storage and communications	0	0	1	1
Hotels and restaurants	0	0	6	6
Information technology	0	0	14	14
Financial intermediation	0	0	7	7
Real estate, renting and business activities	0	0	5	5
Public Administration and Defence; Compulsory Social Security	0	0	15	15
Health and social work	0	0	6	6
Other community, social and personal service activities	0	0	3	3
Total	0	0	367	367

Table 24 - Number of vacancies notified in the press and in EICs by industrial group and skill level, November 2021

Industrial group	Managers	Professionals	Technicians & associate professionals	Clerical support workers	Service workers & sales workers	Skilled agric., forestry & fishery workers	Craft & related trade workers	Plant & machine operators & assemblers	Elementary occupations	Total
Agriculture, hunting, forestry and fishing	1	3	33	3	103	191	125	277	283	1,019
Manufacturing	1	11	53	29	13	8	71	157	84	427
<i>of which Textile</i>	0	0	0	1	4	0	3	9	10	27
<i>Wearing apparel</i>	0	0	0	5	2	3	8	87	16	121
Construction	1	9	12	2	1	1	625	52	28	731
Wholesale & retail trade; repair of motor vehicles, motorcycles & personal and household goods	20	24	31	73	219	22	30	53	115	587
Transport, storage & communications	0	0	0	0	0	0	4	20	20	44
Hotels & restaurants	1	2	16	6	130	0	25	6	55	241
Information technology	2	14	9	131	5	0	7	0	2	170
Financial intermediation	3	0	3	2	0	0	0	0	0	8
Real estate, renting and business activities	2	6	6	13	125	1	11	17	21	202
Public administration and defence; compulsory social security	1	3	7	3	1	0	0	0	0	15
Education	0	4	0	0	1	0	0	0	0	5
Health and social work	1	7	1	0	5	1	0	0	0	15
Other community, social and personal service activities	0	8	6	10	19	0	5	5	25	78
Private households with employed persons	0	0	0	0	6	0	0	0	9	15
Total	33	91	177	272	628	224	903	587	642	3,557

Figure 3 - Number of vacancies by industrial group, November 2021

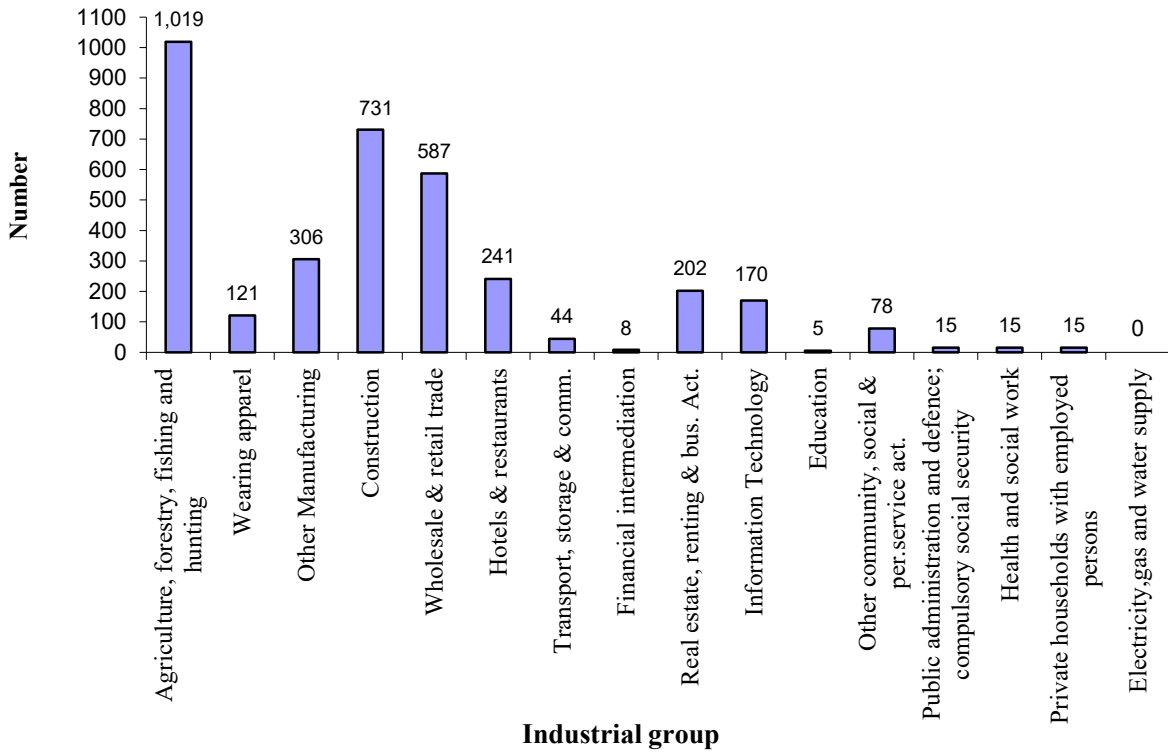


Figure 4 - Distribution (%) of vacancies by skill level, November 2021

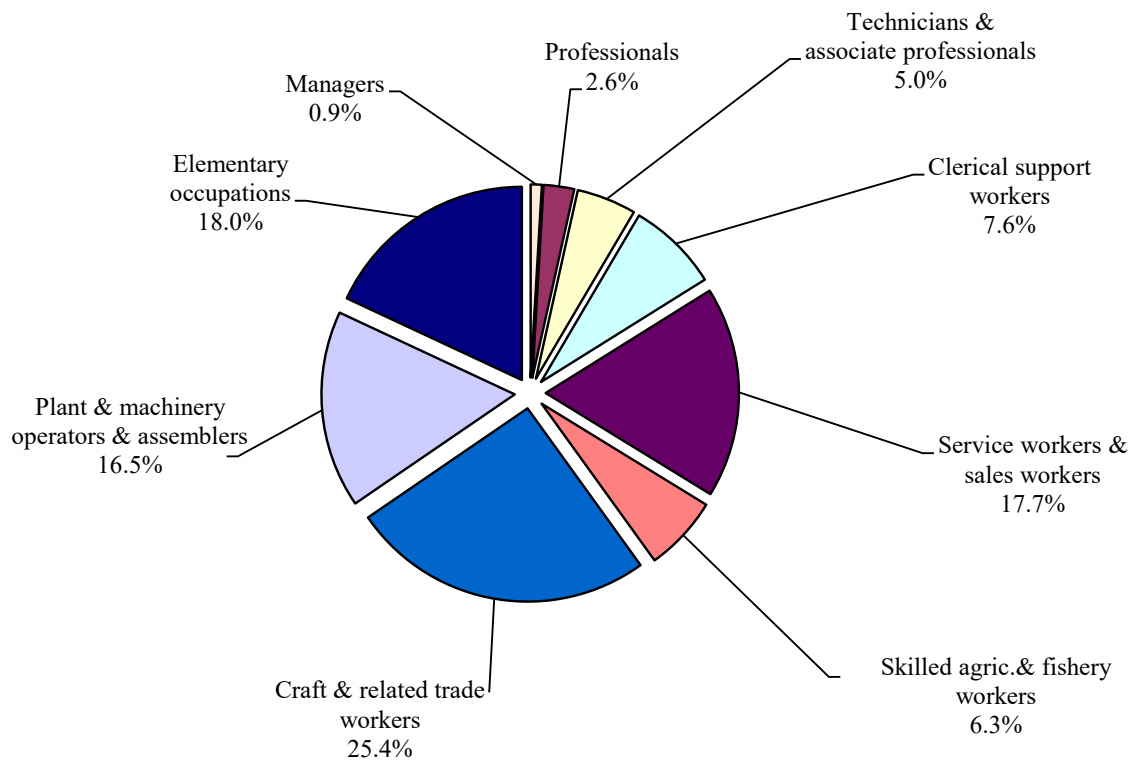


Table 25 - Change in number of vacancies notified in the press and in EICs by industrial group, October - November 2021

Industrial group	October 2021	November 2021	Change
Agriculture, hunting, forestry & fishing	592	1,019	427
Minning and Quarrying	6	0	-6
Manufacturing	411	427	16
<i>of which: Textiles</i>	26	27	1
<i>Wearing apparel</i>	56	121	65
Electricity,gas and water supply	0	0	0
Construction	549	731	182
Wholesale & retail trade; repair of motor vehicles, motorcycles, personal and household goods	101	587	486
Transport, storage & communications	75	44	-31
Hotels & restaurants	385	241	-144
Information technology	3	170	167
Financial intermediation	60	8	-52
Real estate, renting and business activities	80	202	122
Public administration and defence; compulsory social security	18	15	-3
Education	35	5	-30
Health & social work	27	15	-12
Other community, social and personal service activities	85	78	-7
Private households with employed persons	29	15	-14
Total	2,456	3,557	1,101

Table 26 - Number of placements effected under the Youth Employment Programme by industrial group and sex, November 2021

Industrial group	Male	Female	Both sexes
Agriculture	0	2	2
Manufacturing	2	4	6
Construction	3	1	4
Wholesale and retail trade; repair of motor vehicles and motorcycles	2	8	10
Transportation and storage	1	1	2
Accommodation and food service activities	2	3	5
Financial and insurance activities	3	12	15
Professional, scientific and technical activities	14	24	38
Human health and Social work activities	3	0	3
Arts, entertainment and recreation	3	0	3
Real estate activities (e.g Trainee Quantity Surveyor, Clerk, etc)	0	2	2
Other service activities	2	2	4
Total	35	59	94

Table 27 - Result of submission of candidates to employers for job placement effected in November 2021

Employment Information Centre	Vacancies	Applicants referred to employers	Declined offer	Failed to report to employer	Not selected	Result not yet known	Number placed	Placements for previous vacancies
Triolet	407	411	0	16	371	0	24	0
Riviere du Rempart	66	375	4	61	220	71	17	2
Goodlands	196	690	0	445	221	0	24	0
Port Louis	214	578	0	0	556	0	22	0
Rose Hill	330	71	14	1	41	0	7	8
Quatre Bornes	315	282	12	0	250	0	15	5
Vacoas	593	227	0	0	207	0	16	4
Curepipe	312	178	34	12	53	65	10	4
Quartier Militaire	240	632	85	104	157	267	19	0
Flacq	253	453	2	1	306	126	18	0
Rose Belle	67	350	0	0	0	335	15	0
Riviere Des Anguilles	107	317	0	0	286	11	20	0
Mahebourg	90	273	4	2	0	259	2	6
Total	3,190	4,837	155	642	2,668	1,134	209	29
Vacancies in the Public Sector	15	600	0	0	0	600	0	20
Grand Total	3,205	5,437	155	642	2,668	1,734	209	49

Table 28 - Number of placements effected by industrial group, occupation and sex, November 2021

Industrial group	Occupation	Male	Female	Both sexes
Agriculture	Administrative Assistant	0	1	1
	Gardener	4	0	4
	Helper	5	0	5
	Poultry Farm Worker	1	0	1
	Poultry Factory Worker	2	0	2
	Wood Cutting Worker	1	0	1
	Sub Total	13	1	14
Manufacturing	Accounts Clerk	1	0	1
	Aluminium Fabricator and Fitter	1	0	1
	Aluminium Worker	3	0	3
	Cabinet Maker	2	0	2
	Cleaner	0	1	1
	CNC Milling and Lathe Machine Operation	1	0	1
	Coffee/ Tea Maker	0	1	1
	Crane/ Forklift Operator	1	0	1
	Driver, Private Car	1	0	1
	Driver, Van, Light and Local Transport	1	0	1
	Factory Attendant	1	0	1
	Factory Operator	3	0	3
	Fish Cutting Operator	2	2	4
	Helper	1	2	3
	Lorry Attendant	2	0	2
	Lorry Driver, Heavy	2	0	2
	Machine Operator, Embroidery	0	1	1
	Machine Operator, Sewing	0	4	4
	Operative	2	0	2
	Pharmaceutical Products Machine Operator	1	0	1
	Presser, Hand	0	1	1
	Secretary	0	1	1
	Storekeeper	3	0	3
	Sub Total	28	13	41
Construction	Administrative Secretary	0	1	1
	Driver-Messenger	1	0	1
	False Ceiling Maker	2	0	2
	Plumber and Pipe Fitter, General	2	0	2
	Gas and Electric Welder	2	0	2
	Sub Total	7	1	8
Wholesale & retail trade; repair of motor vehicles, motorcycles & personal and household goods	Accounts Clerk	1	2	3
	Administrative Clerk	0	0	0
	Automobile Mechanic, Petrol and Diesel	1	0	1
	Cashier	0	4	4

Table 28 (cont'd) - Number of placements effected by industrial group, occupation and sex, November 2021

Industrial group	Occupation	Male	Female	Both sexes
Wholesale & retail trade; repair of motor vehicles, motorcycles & personal and household goods (cont'd)	Cleaner, Building/ Office	0	1	1
	Clerical Officer	0	1	1
	Dispenser	1	2	3
	Helper	1	1	2
	Helper, Store	4	1	5
	Lorry Driver, Heavy	1	0	1
	Salesperson	2	7	9
	Sales Representative	0	2	2
	Security Guard	0	1	1
	Shelves Worker	3	3	6
	Shop Assistant	3	7	10
	Stock Records Clerk/ Stockman	1	0	1
	Storekeeper	2	0	2
	Storeroom Attendant	1	0	1
	Sub Total	21	32	53
Hotels and restaurants	Attendant, Public Place	0	1	1
	Barman/ Barmaid	4	0	4
	Beach Attendant	1	0	1
	Beach Waiter	1	2	3
	Cashier	0	1	1
	Commercial Traveller	4	0	4
	Cleaner	0	4	4
	Club Host	0	1	1
	Commis, Kitchen	3	3	6
	Cook	1	0	1
	Driver/ Helper	1	0	1
	Driver, Private Car	1	0	1
	Fast Food Operator	4	2	6
	Front Office Supervisor	0	1	1
	Helper	1	0	1
	Hotel Concierge	0	2	2
	Housekeeper, Institutional	1	2	3
	Kitchen Helper	0	1	1
	Maintenance Technician	1	0	1
	Marketing Officer	2	0	2
	Restaurant Supervisor	0	1	1
	Snack Maker	0	2	2
	Steward/ Stewardess	1	0	1
	Waiter/Waitress	5	2	7
	Valet/ Chambermaid, Hotel	0	2	2
	Sub Total	31	27	58

Table 28 (cont'd) - Number of placements effected by industrial group, occupation and sex, November 2021

Industrial group	Occupation	Male	Female	Both sexes
Information Technology	Call Centre Operator	1	1	2
Information Technology (Cont'd)	Customer Service Clerk	2	8	10
	Sub Total	3	9	12
Financial Intermediation	Insurance Agent	0	2	2
	Marketing Officer	1	2	3
	Sub Total	1	4	5
Real estate,renting and business activities	Administration Clerk	0	1	1
	Accounts Clerk	3	1	4
	Barman/ Barmaid	1	0	1
	Cashier	0	3	3
	Cleaner	1	7	8
	Coordinator, Human Resource	0	1	1
	Dealer, Casino	0	1	1
	Dental Assistant	0	1	1
	Driver, Bus	1	0	1
	Driver- Messenger	1	0	1
	Helper, Store	1	0	1
	Lorry Driver, Heavy	2	0	2
	Salesperson	1	2	3
	Secretary	0	1	1
	Security Guard	3	2	5
	Skid Steer Loader (Bobcat)	1	0	1
	Spa Therapist	0	1	1
	Tent Erector	1	0	1
	Women's Hairdresser	0	1	1
	Sub Total	16	22	38
Education	Cleaner, Building/ Office	0	1	1
	Education Officer, English	0	1	1
	Sub Total	0	2	2
Health and Social Services	Gardener	1	0	1
	Sub Total	1	0	1
Private Households	Carer	1	1	2
	Housemaid	0	4	4
	Sub Total	1	5	6

Table 28 (cont'd) - Number of placements effected by industrial group, occupation and sex, November 2021

Total EIC¹		122	116	238
ESMO ² :	(a) Public Sector	18	2	20
	(b) Workfare Programme	15	8	23
	(c) Magazine de L'Emploi et des Metiers	35	9	44
	(d) Job Management System	2	0	2
	(e) Youth Employment Programme	38	78	116
	(f) Back to Work Programme	0	0	0
	(g) Dual Training Programme	3	1	4
	(h) Trainee Engineer Scheme	2	0	2
Total ESMO		113	98	211
Grand Total		235	214	449

¹ Employment Information Centres² Employment Service Main Office

WORK PERMITS & CERTIFICATES OF EXEMPTION



Table 29 - Number of NEW work permits issued by industrial group, occupation & sex, November 2021

Industrial Group	Occupation	Male	Female	Both sexes
Agriculture, Hunting and Forestry	Hydrologist	1	0	1
	Green House And Budding Operator	3	0	3
	Sugarcane Farm Worker (Unskilled)	14	0	14
	Sub Total	18	0	18
Manufacturing	Cooks	1	0	1
	Knitter, Garments, Hand	1	0	1
	Looper (Knitting)	1	0	1
	Supervisor, Flooring	1	0	1
	Technical Manager	1	0	1
	Cook, Indian Cuisine	2	0	2
	Fish Cutter	0	2	2
	Indian Sweet Maker	2	0	2
	Knitting Machine Operator, Garment	2	0	2
	Machine Operator, Wood Products	3	0	3
	Machine Operator, Bakery Products	5	0	5
	Machine Operator, Beam Warping, Textile Weaving	7	0	7
	Quality Controller, Textiles	23	0	23
	Cabinet Maker	46	0	46
	Machine Operator, Sewing	366	12	378
	Sub Total	461	14	475
Construction	Contracts Manager	1	0	1
	Managing Supervisor, Small Construction Company	1	0	1
	Mechanical Engineers	1	0	1
	Storekeeper	1	0	1
	Supervisor, Construction Labourers	1	0	1
	Stonemason, Construction	2	0	2
	Tile Setter	2	0	2
	Managing Supervisors In Construction	2	1	3
	Tower - Crane Operator	3	0	3
	Engineer, Building Construction	3	1	4
	Steel Fixer	4	0	4
	Driver, Truck, Heavy	5	0	5
	Excavator Loader On P Types	5	0	5
	Mobile - Crane Operator	5	0	5
	Building Construction And Maintenance Labourers	6	0	6
	Barbender	7	0	7
	Concrete Shutterer	8	0	8

Table 29 (Cont'd) - Number of NEW work permits issued by industrial group, occupation & sex, November 2021

Industrial Group	Occupation	Male	Female	Both sexes
Construction (Cont'd)	Construction Carpenter	13	0	13
	Carpenter, General	14	0	14
	Mason, General	20	0	20
	Sub Total	104	2	106
Wholesale and Retail Trade, Repair of Motor Vehicles, Motorcycles and Personal and Household Goods	Cleaner, Car And Bus	2	0	2
	Jeweller, General	2	0	2
	Food Grader	10	0	10
	Sub Total	14	0	14
Hotel and Restaurants	Bar Manager	1	0	1
	Circus Instructor	0	1	1
	Executive Pastry Chef	1	0	1
	Golf Consultant	1	0	1
	Head Cook	1	0	1
	Receptionist	1	0	1
	Sales Executive	0	1	1
	Sous Chef	1	0	1
	Sports Coach	1	0	1
	Working Proprietor, Tailoring Establishment/Boutique	0	1	1
	Cook, Hotel/Restaurant	2	0	2
	Cooks	2	0	2
	Musician	1	1	2
	Pastry Maker	2	0	2
	Sailing Instructor	2	0	2
	Cook, Indian Cuisine	5	0	5
	Sub Total	21	4	25
Real Estate, Renting and Business Activities	Electrician, General	1	0	1
	Fitter, Industrial Machinery, General	1	0	1
	Machine Operator, Packing	1	0	1
	Plumber, General	1	0	1
	Supervisor And Foreman, Metal Moulding And Coremaking	1	0	1
	Technician / Programmer	1	0	1
	Sub Total	6	0	6
Education	Language And Literature Secondary Education Teacher	1	0	1
	Primary School Teacher	0	1	1
	Sub Total	1	1	2

Table 29 (Cont'd) - Number of NEW work permits issued by industrial group, occupation & sex, November 2021

Industrial Group	Occupation	Male	Female	Both sexes
Health and Social Work	Laboratory Technician, Physical Laboratory	1	0	1
	Laboratory Technicians	1	0	1
	Nursing Officer	11	7	18
	Sub Total	13	7	20
Other Community, Social and Personal Service	Operations Manager	1	0	1
	Religious Professionals	1	0	1
	Senior Administrator Of Hindu Religious Organisation	1	0	1
	Musician	2	0	2
	Sub Total	5	0	5
Private Households with Employed Persons	Carer	1	0	1
	Sub Total	1	0	1
Total		644	28	672

Table 30 - Number of work permits RENEWED by industrial group, occupation & sex, November 2021

Sector	Occupation	Male	Female	Both sexes
Agriculture, Hunting and Forestry	Architect, Landscape	2	0	2
	Agronomy, Forestry And Related Technicians	5	0	5
	Green House And Budding Operator	6	0	6
	Sub Total	13	0	13
Manufacturing	Aluminium Coater	2	0	2
	Aluminium Fabricator	1	0	1
	Assembler Aluminium Products	1	0	1
	Assembler Oven (Gas And Electric)	1	0	1
	Automobile Engineering Technician	1	0	1
	Bakers, Pastry Cooks And Confectionery And Snack Makers	1	0	1
	Blinds Maker	1	0	1
	Blockmaker, Concrete Casting	1	0	1
	Cabinet Maker	15	0	15
	Cabinet Makers And Related Workers	2	0	2
	Carpenter, General	1	0	1
	Cook, Indian Cuisine	0	1	1
	Crane Operator	1	0	1
	Fast Food Operators	1	0	1
	Fibre Preparers	1	0	1
	Fish Cutter	1	104	105
	Gas And Electric Welder, General	5	0	5
	Gas Welder	2	0	2
	Graphic Artist	1	0	1
	Handicraft Worker, Textile Weaving	2	0	2
	Human Resources Manager	0	2	2
	Jeweller, General	3	0	3
	Knitter, Garments, Hand	8	0	8
	Knitting Machine Operator, Garment	9	0	9
	Knitting Technician	1	0	1
	Looper (Knitting)	2	0	2
	Machine Operator, Bakery Products	43	0	43
	Machine Operator, Fabric Dyeing	1	0	1
	Machine Operator, Foodstuffs Dehydrating	1	0	1
	Machine Operator, Jewellery Production	1	0	1
	Machine Operator, Meat Processing	1	0	1
	Machine Operator, Noodle Production	2	1	3
	Machine Operator, Pipe Installation	2	0	2
	Machine Operator, Printing General	1	0	1

Table 30 (cont'd) - Number of work permits RENEWED by industrial group, occupation & sex, November 2021

Sector	Occupation	Male	Female	Both sexes
Manufacturing (Cont'd)	Machine Operator, Printing, Photography	1	0	1
	Machine Operator, Sewing	332	69	401
	Machine Operator, Sewing Leather	3	0	3
	Machine Operator, Spice Milling	2	0	2
	Machine Operator, Spinning, Thread And Yarn	16	0	16
	Machine Operator, Splicing, Cable And Rope	1	0	1
	Machine Operator, Textile Printing	2	2	4
	Machine Operator, Wood Products	1	0	1
	Machinery-Fitter, General	1	0	1
	Machine-Tool Operator General	1	0	1
	Mechanic, Weaving Machine	5	0	5
	Milling-Machine, Setter-Operator	1	0	1
	Motor Vehicle Mechanics And Repairers	1	0	1
	Moulder, Metal Casting, General	1	0	1
	Other Chemical Products Machine Operators	1	0	1
	Other Transport And Freight Handlers	1	0	1
	Pastry Maker	0	1	1
	Plumber, General	3	0	3
	Precision-Grinding-Machine Operator	2	0	2
	Press Operator, Offset Lithographic Printing	2	0	2
	Quality Inspector, Fabrics	1	0	1
	Sculptor	1	0	1
	Sewer, Footwear	2	0	2
	Spinner, Thread And Yarn	48	1	49
	Structural-Steel Worker, Workshop	1	0	1
	Supervisor And Foreman, Garment Manufacturing	3	0	3
	Supervisor And Foreman, Textile Manufacturing	1	0	1
	Supervisor And General Foreman, Sewing And Embroidering Machine Operations	1	0	1
	Supervisor Plumbing, Pipe Fitting	1	0	1
	Supervisors And General Foremen, Food Processing Machine Operations	1	0	1
	Tailor, General	1	0	1
	Textile Technician	1	0	1
	Turner/Fitter	3	0	3
	Varnishing Machine Operator	3	0	3
	Weaving And Knitting Machine Operators	2	0	2
	Welders And Flame-Cutters	2	0	2
	Wood And Related Products Assemblers	1	0	1

Table 30 (cont'd) - Number of work permits RENEWED by industrial group, occupation & sex, November 2021

Sector	Occupation	Male	Female	Both sexes
Manufacturing (Cont'd)	Wood Carver;Hand	1	0	1
	Wood Products Machine Operators	2	0	2
	Wooden Furniture Finisher	1	0	1
	Sub Total	570	181	751
Construction	Aluminium Fabricator	2	0	2
	Barbender	9	0	9
	Bricklayers, Stonemasons, Floor Layers And Tile Setters	1	0	1
	Building Painter	1	0	1
	Carpenter, General	32	0	32
	Carpenters And Joiners	4	0	4
	Construction Carpenter	18	0	18
	Electric Power Lineman	1	0	1
	Electrical Engineering Technician General	4	0	4
	Electrician, General	3	0	3
	Engineer, Building Construction	2	0	2
	Excavating Machine Operator	2	0	2
	Floor Layers And Tile Setters	1	0	1
	Gas And Electric Welder, General	1	0	1
	Laboratory Technician, Chemical Laboratory	1	0	1
	Lacquerers And Spray Painters	2	0	2
	Managing Supervisors In Construction	1	0	1
	Mason, General	65	0	65
	Mason, Monument	7	0	7
	Plumber, General	5	0	5
	Site Manager	1	0	1
	Steel Fixer	5	0	5
	Stonemason, Construction	11	0	11
	Structural Steel Operator	1	0	1
	Structural-Steel Worker, Workshop	5	0	5
	Tile Setter	5	0	5
	Sub Total	190	0	190
Wholesale and Retail Trade,	Aluminium Fabricator	1	0	1
Repair of Motor Vehicles,	Bending Machine Operator	1	0	1
Motorcycles and Personal and	Cabinet Maker	6	0	6
Household Goods	Cook, Indian Cuisine	2	0	2
	Electronics Mechanic	1	0	1
	Gas And Electric Welder, General	3	0	3

Table 30 (cont'd) - Number of work permits RENEWED by industrial group, occupation & sex, November 2021

Sector	Occupation	Male	Female	Both sexes
Wholesale and Retail Trade, Repair of Motor Vehicles, Motorcycles and Personal and Household Goods (Cont'd)	Granite Cutter And Polisher	2	0	2
	Heating, Ventilation And Refrigeration Engineering Technician	1	0	1
	Indian Chef	1	1	2
	Insulator, Refrigeration And Airconditioning	1	0	1
	Machine Operator, Bakery Products	2	0	2
	Managing Supervisor, Small Civil Works Repair	1	0	1
	Motor Vehicle Mechanics And Repairers	1	0	1
	Refrigeration And Airconditioning Plant And Equipment Mechanic	1	0	1
	Trainer, Automobile Mechanic	1	0	1
	Wide Format Laser Cutting Operator	1	0	1
	Sub Total	26	1	27
Transport, Storage and Communiaction	Call Centre Operator	0	2	2
	Rigger, General	1	0	1
	Sub Total	1	2	3
Hotel and Restaurants	Carpenter, General	6	0	6
	Construction Carpenter	1	0	1
	Cook, Hotel/Restaurant	5	0	5
	Cook, Indian Cuisine	1	0	1
	Indian Sweet Maker	1	0	1
	Marble Setter	1	0	1
	Sub Total	15	0	15
Real Estate, Renting and Business Activites	Auditor	0	1	1
	Machine Operator, Packing	13	0	13
	Maintenance Manager	1	0	1
	Tent Erector	1	0	1
	Sub Total	15	1	16
Health and Social Work	Biochemist, General	1	0	1
	Industrial Nurse	0	1	1
	Laboratory Technician, Chemical Laboratory	1	0	1
	Medical Laboratory Technician	1	0	1
	Nursing And Midwifery Professionals	1	0	1
	Nursing Officer	2	0	2
	Nursing Officer	3	4	7
	Optometrist	1	0	1
	Specialised Nurse	8	9	17
	Sub Total	18	14	32

Table 30 (cont'd) - Number of work permits RENEWED by industrial group, occupation & sex, November 2021

Sector	Occupation	Male	Female	Both sexes
Other community, social and personal service	Senior Administrator Of Religious Organisation	9	0	9
	Sculptor	1	0	1
	Confessional Schools	1	0	1
	Priest	1	0	1
	Sub Total	12	0	12
Total		860	199	1,059

Table 31 - Number of new work permits issued and renewed work permits by country of origin & sex, November 2021

Country	New			Renewed			Grand Total
	Male	Female	Both sexes	Male	Female	Both sexes	
Bangladesh	117	12	129	589	152	741	870
China	25	2	27	10	1	11	38
Philippines	1	1	2	0	0	0	2
India	394	7	401	155	14	169	570
Kenya	0	0	0	2	0	2	2
Madagascar	86	2	88	94	27	121	209
Republic of Maldives	1	0	1	0	0	0	1
Mexico	1	0	1	0	0	0	1
Morocco	1	1	2	0	0	0	2
Nepal	13	0	13	3	0	3	16
Senegal	3	1	4	0	0	0	4
South Africa	1	1	2	0	0	0	2
Sri Lanka	0	0	0	5	4	9	9
Thailand	1	0	1	0	0	0	1
United States of America	0	1	1	0	0	0	1
Zimbabwe	0	0	0	2	1	3	3
Total	644	28	672	860	199	1,059	1,731

Figure 5 - Distribution (%) of new work permits & renewed work permits by country of origin, November 2021

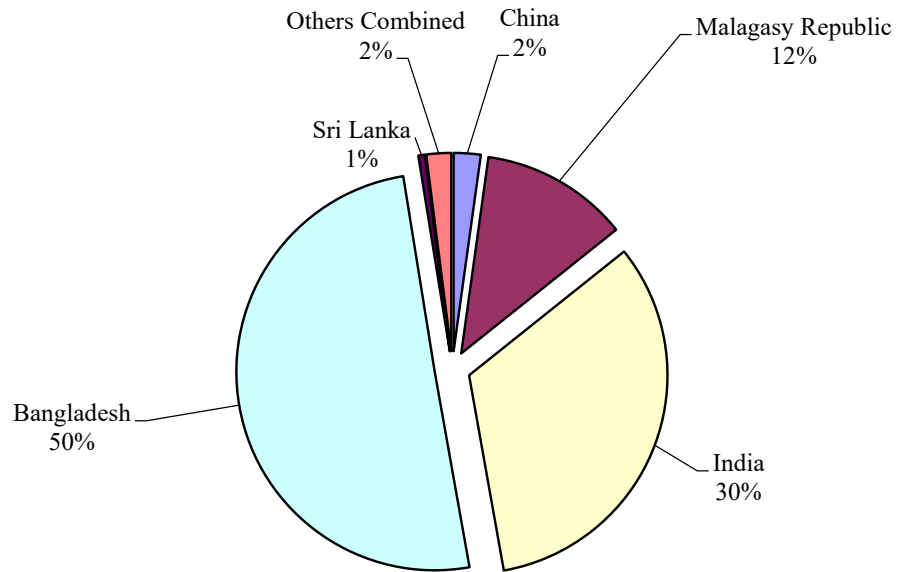


Figure 6 - Number of new work permits & renewed work permits by industrial group, November 2021

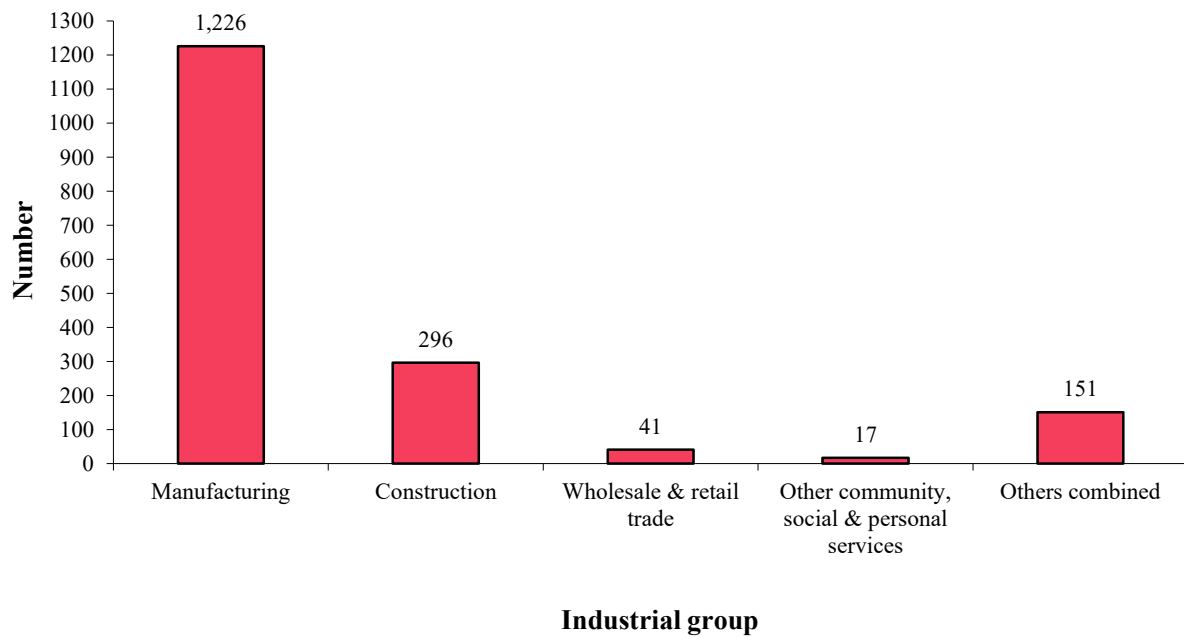


Table 32 - Number of certificates of exemption issued and renewed by country of origin & sex, November 2021

Country	New	Renewed	Grand Total
Belgium	1	0	1
France	2	0	2
India	74	61	135
Madagascar	2	6	8
Serbia	0	1	1
United States of America	1	0	1
Total	80	68	148

Table 33 - Number of new and renewed work permits by industrial group & sex, November 2021

Industrial group	New			Renewed			Total		
	Male	Female	Both sexes	Male	Female	Both sexes	Male	Female	Both sexes
Agriculture, Hunting And Forestry	18	0	18	13	0	13	31	0	31
Manufacturing	461	14	475	570	181	751	1,031	195	1,226
Construction	104	2	106	190	0	190	294	2	296
Wholesale And Retail Trade, Repair Of Motor Vehicles, Motorcycles And Personal And Household Goods	14	0	14	26	1	27	40	1	41
Hotels and Restaurants	21	4	25	15	0	15	36	4	40
Transport, Storage And Communications	0	0	0	1	2	3	1	2	3
Real Estate, Renting And Business Activities	6	0	6	15	1	16	21	1	22
Education	1	1	2	0	0	0	1	1	2
Health And Social Work	13	7	20	18	14	32	31	21	52
Other Community, Social And Personal Service	5	0	5	12	0	12	17	0	17
Private Households with Employed Persons	1	0	1	0	0	0	1	0	1
Total	644	28	672	860	199	1,059	1,504	227	1,731

Table 34 - Number of valid work permits and certificates of exemption by industrial group & sex, as at end of November 2021

Industrial group	Valid Work Permits			Certificates of exemption			Grand Total		
	Male	Female	Both sexes	Male	Female	Both sexes	Male	Female	Both sexes
Agriculture, Hunting And Forestry	614	8	622	0	0	0	614	8	622
Fishing	29	0	29	111	0	111	140	0	140
Mining And Quarrying	2	0	2	0	0	0	2	0	2
Manufacturing	12,998	3,434	16,432	0	0	0	12,998	3,434	16,432
Construction	3,382	7	3,389	5,077	1	5,078	8,459	8	8,467
Electricity, Gas And Water Supply	13	0	13	0	0	0	13	0	13
Wholesale And Retail Trade, Repair Of Motor Vehicles, Motorcycles And Personal And Household Goods	1,085	16	1,101	2	0	2	1,087	16	1,103
Hotels And Restaurants	339	31	370	0	0	0	339	31	370
Transport, Storage And Communications	127	53	180	12	0	12	139	53	192
Financial Intermediation	34	4	38	13	12	25	47	16	63
Real Estate, Renting And Business Activities	266	7	273	0	0	0	266	7	273
Information Technology	6	2	8	0	0	0	6	2	8
Public Administration And Defence; Compulsory Social Security	3	0	3	54	5	59	57	5	62
Education	7	10	17	42	35	77	49	45	94
Health And Social Work	153	97	250	4	1	5	157	98	255
Other Community, Social And Personal Service	369	80	449	21	10	31	390	90	480
Private Households With Employed Persons	4	18	22	0	0	0	4	18	22
Extra-territorial Organisations and Bodies	0	0	0	10	15	25	10	15	25
Total	19,431	3,767	23,198	5,346	79	5,425	24,777	3,846	28,623

Table 35 - Number of valid work permits and certificates of exemption by country of origin & sex, as at end of November 2021

Country of origin	Valid Work Permits			Certificates of exemption			Grand Total		
	Male	Female	Both sexes	Male	Female	Both sexes	Male	Female	Both sexes
Australia	3	0	3	1	0	1	4	0	4
Bangladesh	10984	2504	13,488	9	0	9	10993	2504	13,497
Belgium	1	1	2	1	0	1	2	1	3
Bhutan	0	1	1	0	0	0	0	1	1
Botswana	1	1	2	0	2	2	1	3	4
Brazil	3	1	4	0	0	0	3	1	4
Burkina Faso	3	0	3	0	0	0	3	0	3
Burundi	1	0	1	0	1	1	1	1	2
Cameroon	16	0	16	0	0	0	16	0	16
Canada	0	4	4	0	1	1	0	5	5
Chile	1	0	1	0	0	0	1	0	1
China	288	43	331	6	6	12	294	49	343
Congo	2	3	5	0	0	0	2	3	5
Cuba	0	0	0	1	0	1	1	0	1
Czech Republic	0	1	1	0	0	0	0	1	1
Djibouti	0	0	0	0	1	1	0	1	1
Egypt	1	0	1	0	0	0	1	0	1
Ethiopia	0	0	0	3	0	3	3	0	3
France	34	20	54	49	47	96	83	67	150
Germany	2	4	6	2	0	2	4	4	8
Ghana	6	0	6	0	1	1	6	1	7
Greece	0	0	0	5	0	5	5	0	5
Honduras	1	0	1	0	0	0	1	0	1
India	5729	187	5,916	5054	4	5,058	10783	191	10,974
Indonesia	6	15	21	36	2	38	42	17	59
Ireland	1	1	2	0	1	1	1	2	3
Italy	5	1	6	1	0	1	6	1	7
Ivory Coast	18	0	18	0	0	0	18	0	18
Japan	0	0	0	4	1	5	4	1	5
Kenya	11	3	14	0	1	1	11	4	15
Korea	3	0	3	7	0	7	10	0	10
Laos	0	1	1	0	0	0	0	1	1
Lithuania	0	1	1	0	0	0	0	1	1
Madagascar	1729	778	2,507	87	0	87	1816	778	2,594
Malasia	3	2	5	1	0	1	4	2	6

Table 35 (Cont'd)- Number of valid work permits and certificates of exemption by country of origin & sex, as at end of November 2021

Country of origin	Valid Work Permits			Certificates of exemption			Grand Total		
	Male	Female	Both sexes	Male	Female	Both sexes	Male	Female	Both sexes
Malawi	0	0	0	0	1	1	0	1	1
Maldives Island	2	0	2	0	0	0	2	0	2
Mexico	2	0	2	0	0	0	2	0	2
Morocco	1	3	4	0	1	1	1	4	5
Mozambique	2	0	2	1	1	2	3	1	4
Nepal	247	1	248	33	0	33	280	1	281
Nigeria	14	0	14	0	0	0	14	0	14
Pakistan	7	0	7	0	0	0	7	0	7
Philippines	6	12	18	3	0	3	9	12	21
Poland	1	0	1	1	0	1	2	0	2
Portugal	1	1	2	0	0	0	1	1	2
Romania	0	0	0	3	0	3	3	0	3
Rwanda	1	0	1	2	1	3	3	1	4
Senegal	4	2	6	0	0	0	4	2	6
Serbia	0	0	0	3	0	3	3	0	3
Seychelles	1	1	2	2	3	5	3	4	7
Singapore	0	0	0	4	0	4	4	0	4
South Africa	22	9	31	4	3	7	26	12	38
South Korea	2	0	2	0	0	0	2	0	2
Spain	2	1	3	0	0	0	2	1	3
Sri Lanka	235	142	377	1	0	1	236	142	378
Switzerland	3	0	3	0	0	0	3	0	3
Syria	2	0	2	0	0	0	2	0	2
Taiwan	2	1	3	1	0	1	3	1	4
Tanzania	2	0	2	0	0	0	2	0	2
Thailand	1	2	3	0	0	0	1	2	3
Tunisia	1	2	3	0	0	0	1	2	3
Turkey	1	0	1	0	0	0	1	0	1
Uae	0	0	0	1	0	1	1	0	1
Uganda	0	3	3	2	0	2	2	3	5
United Kingdom	7	3	10	12	1	13	19	4	23
United States Of America	2	5	7	4	0	4	6	5	11
Vietnam	1	1	2	0	0	0	1	1	2
Yemen	1	0	1	0	0	0	1	0	1

Table 35 (Cont'd)- Number of valid work permits and certificates of exemption by country of origin & sex, as at end of November 2021

Country of origin	Valid Work Permits			Certificates of exemption			Grand Total		
	Male	Female	Both sexes	Male	Female	Both sexes	Male	Female	Both sexes
Zambia	0	0	0	1	0	1	1	0	1
Zimbabwe	6	6	12	1	0	1	7	6	13
Total	19,431	3,767	23,198	5,346	79	5,425	24,777	3,846	28,623

SECTION II



Section II - Rodrigues

1. Introduction

This section presents data on registered jobseekers for Rodrigues Island. The functioning of the Employment Information Centre in Rodrigues is similar to that in Mauritius.

2. Registered Unemployed

The number of registered unemployed as at the end of November 2021 was 3,648 (1,494 males and 2,154 females), while the number of registrants in employment amounted to 1,471 consisting of 740 males and 731 females (Table 1.1). 48% of the unemployed persons were aged between 16 and 29 years (Table 1.2).

Table 1.1 - Number of registered Unemployed and In Employment jobseekers by sex, as at end November 2021

Registered Jobseekers	Male	Female	Both sexes
Unemployed	1,494	2,154	3,648
In Employment	740	731	1,471
Total	2,234	2,885	5,119

Table 1.2 - Number of registered unemployed and in employment by sex and age group, as at end November 2021

Age group	Unemployed						In employment					
	Male		Female		Total		Male		Female		Total	
	Number	%	Number	%	Number	%	Number	%	Number	%	Number	%
16 - 29	711	48	1,050	49	1,761	48	346	47	329	45	675	46
30 - 39	393	26	751	35	1,144	31	221	30	291	40	512	35
40+	390	26	353	16	743	20	173	23	111	15	284	19
Total	1,494	100	2,154	100	3,648	100	740	100	731	100	1,471	100

The educational attainment of unemployed registrants was mainly in the category “Form I to V (including SC failed)” at 37%. Only 95 registrants had their Higher School Certificate. The length of

unemployment of 18% of the registered unemployed was less than 2 years, and about 62% had been looking for work for 5 years or more. The average length of registration worked out to 4.0 years (Tables 1.3 and 1.4).

Table 1.3 - Registered unemployed jobseekers by qualification and sex, as at end of November 2021

Qualification	Male		Female		Total	
	Number	%	Number	%	Number	%
Education Nil + Std VI Failed	609	41	440	20	1,049	29
Standard VI Passed	190	13	218	10	408	11
Form I to V (including SC failed)	431	29	914	42	1,345	37
SC	219	15	489	23	708	19
HSC	36	2	59	3	95	3
Professional	9	1	34	2	43	1
Total	1,494	100	2,154	100	3,648	100

As regards previous work experience, 547 registrants had, in the past, worked or were qualified to work as “Craft & related trades workers”. The proportion of those who have never worked and did not possess any technical or professional qualifications is higher among female unemployed; 15% of the latter have never worked, compared to 6% of males unemployed (Table 1.5).

3. New registrants and re-registrants

For the month of November 2021, 59 new unemployed jobseekers have registered themselves consisting of 27 males and 32 females. The number of unemployed re-registrants and the number of unemployed jobseekers who reported for maintaining their registration are 33 (15 males and 18 females) and 1,064 (419 males and 645 females) respectively.

For in employment, there were 3 new registrants, 18 re-registrants and 397 registrants, in employment, who reported to the Employment Information Centres to maintain their registration; comprising 3, 10 and 196 males and 0, 8 and 201 females respectively (Table 1.6).

4. Registered unemployed with disabilities

Among the 3,648 unemployed registrants, there were 12 persons with disabilities who were looking for work comprising of 8 males and 4 females (Table 1.7).

Table 1.4 - Number of registered unemployed by qualification, length of registration, sex and age-group, Island of Rodrigues, as at end of November 2021

Qualification	Age-group Length of Registration	Male					Female					Both sexes				
		16 - 19	20 - 29	30 - 39	40+	Total	16 - 19	20 - 29	30 - 39	40+	Total	16 - 19	20 - 29	30 - 39	40+	Total
Education Nil +Std VI Failed	Less than 1 year	8	15	4	8	35	4	11	10	10	35	12	26	14	18	70
	1 yr but < 2 yrs	0	11	1	5	17	2	5	2	6	15	2	16	3	11	32
	2 yrs but < 3 yrs	0	9	9	5	23	0	8	8	4	20	0	17	17	9	43
	3 yrs but < 4 yrs	0	6	7	7	20	0	9	14	13	36	0	15	21	20	56
	4 yrs but < 5 yrs	0	8	10	15	33	0	5	13	26	44	0	13	23	41	77
	5 yrs and above	0	35	160	286	481	0	22	125	143	290	0	57	285	429	771
	Total	8	84	191	326	609	6	60	172	202	440	14	144	363	528	1,049
Standard VI (Passed)	Less than 1 year	4	6	3	1	14	3	6	2	1	12	7	12	5	2	26
	1 yr but < 2 yrs	2	7	0	0	9	1	7	2	0	10	3	14	2	0	19
	2 yrs but < 3 yrs	0	9	1	0	10	0	5	0	2	7	0	14	1	2	17
	3 yrs but < 4 yrs	0	12	0	1	13	0	16	3	6	25	0	28	3	7	38
	4 yrs but < 5 yrs	0	11	1	1	13	0	17	4	2	23	0	28	5	3	36
	5 yrs and above	0	48	60	23	131	0	56	47	38	141	0	104	107	61	272
	Total	6	93	65	26	190	4	107	58	49	218	10	200	123	75	408
Form I to V (including SC failed)	Less than 1 year	43	32	4	0	79	44	24	4	0	72	87	56	8	0	151
	1 yr but < 2 yrs	11	43	4	0	58	16	41	3	4	64	27	84	7	4	122
	2 yrs but < 3 yrs	0	32	0	3	35	0	50	3	0	53	0	82	3	3	88
	3 yrs but < 4 yrs	0	26	2	2	30	0	55	11	1	67	0	81	13	3	97
	4 yrs but < 5 yrs	0	21	6	1	28	0	39	17	2	58	0	60	23	3	86
	5 yrs and above	0	81	92	28	201	0	186	334	80	600	0	267	426	108	801
	Total	54	235	108	34	431	60	395	372	87	914	114	630	480	121	1,345

Table 1.4 (cont'd) - Number of registered unemployed by qualification, length of registration, gender and age group, Island of Rodrigues, as at end of November 2021

Qualification	Age-group Length of Registration	Male					Female					Both sexes				
		16 - 19	20 - 29	30 - 39	40+	Total	16 - 19	20 - 29	30 - 39	40+	Total	16 - 19	20 - 29	30 - 39	40+	Total
SC	Less than 1 year	19	33	0	0	52	28	22	0	1	51	47	55	0	1	103
	1 yr but < 2 yrs	8	22	0	0	30	13	37	0	1	51	21	59	0	1	81
	2 yrs but < 3 yrs	0	24	1	0	25	0	33	1	1	35	0	57	2	1	60
	3 yrs but < 4 yrs	0	14	0	1	15	0	30	2	0	32	0	44	2	1	47
	4 yrs but < 5 yrs	0	22	1	0	23	0	31	1	0	32	0	53	2	0	55
	5 yrs and above	0	50	21	3	74	0	143	135	10	288	0	193	156	13	362
	Total	27	165	23	4	219	41	296	139	13	489	68	461	162	17	708
HSC	Less than 1 year	1	14	0	0	15	9	15	0	0	24	10	29	0	0	39
	1 yr but < 2 yrs	0	7	0	0	7	0	3	0	0	3	0	10	0	0	10
	2 yrs but < 3 yrs	0	3	0	0	3	0	2	0	0	2	0	5	0	0	5
	3 yrs but < 4 yrs	0	4	0	0	4	0	9	0	0	9	0	13	0	0	13
	4 yrs but < 5 yrs	0	1	0	0	1	0	3	0	0	3	0	4	0	0	4
	5 yrs and above	0	5	1	0	6	0	13	5	0	18	0	18	6	0	24
	Total	1	34	1	0	36	9	45	5	0	59	10	79	6	0	95
Professional	Less than 1 year	0	1	0	0	1	0	4	0	0	4	0	5	0	0	5
	1 yr but < 2 yrs	0	0	0	0	0	0	3	0	0	3	0	3	0	0	3
	2 yrs but < 3 yrs	0	0	0	0	0	0	2	0	0	2	0	2	0	0	2
	3 yrs but < 4 yrs	0	1	0	0	1	0	0	0	0	0	0	1	0	0	1
	4 yrs but < 5 yrs	0	2	0	0	2	0	3	0	0	3	0	5	0	0	5
	5 yrs and above	0	0	5	0	5	0	15	5	2	22	0	15	10	2	27
	Total	0	4	5	0	9	0	27	5	2	34	0	31	10	2	43
Grand Total		96	615	393	390	1,494	120	930	751	353	2,154	216	1,545	1,144	743	3,648

Table 1.5 - Number of registered unemployed by occupational group and sex, Island of Rodrigues, as at end of November 2021

Occupational group	Male	Female	Both sexes
Managers	1	1	2
Professionals	11	19	30
Technicians & Associate Professionals	23	56	79
Clerical support workers	26	171	197
Service & sales workers	140	570	710
Skilled agricultural, forestry & fishery workers	169	61	230
Craft & related trades workers	314	233	547
Plant & machine operators & assemblers	88	54	142
Elementary occupations	628	664	1,292
New workers seeking employment	94	325	419
Total	1,494	2,154	3,648

Table 1.6 - Number of Unemployed and In Employment new registrants, re-registrants & those who reported for maintaining their registration by sex, Island of Rodrigues, November 2021

Type of registration	Unemployed			In Employment			Total		
	Male	Female	Both sexes	Male	Female	Both sexes	Male	Female	Both sexes
New Registration	27	32	59	3	0	3	30	32	62
Re-registration	15	18	33	10	8	18	25	26	51
Reported	419	645	1,064	196	201	397	615	846	1,461
Total	461	695	1,156	209	209	418	670	904	1,574

Table 1.7 - Number of registered unemployed with disabilities by nature of disability and sex, Island of Rodrigues, as at end of November 2021

Nature of disability	Male	Female	Both sexes
Abnormal movement of body parts	1	1	2
Deaf and Dumb	1	0	1
Deformation of body parts since birth	1	0	1
Disabled following surgical operation or illness	1	0	1
Epileptic	2	1	3
Partly Blind	1	1	2
Partly Deaf	1	1	2
Total	8	4	12

GLOSSARY

Active Population or Labour Force - active population or labour force is made up of employed and unemployed population.

Activity Rate - activity rate is the ratio (%) of labour force to population aged 16+ (active and inactive population)

Back to Work Programme (BTWP) - a programme launched in June 2015, is meant for women above 35 years of age to enable them take up or resume employment. All women should register first as unemployed at the EIC before applying at BTWP.

Certificate of Exemption- the Employment (Non-Citizens) (Restriction) Exemptions Regulations 1970, stipulates that certain categories of expatriates are exempted from a work permit during his/her period of employment in Mauritius.

De-Registration - jobseekers who fail to maintain their registration during the month and consequently their applications are removed from the live register and placed in a dormant register.

Disability - any limitation to perform a daily life activity in a manner considered normal for persons of their age.

Dual Training Programme (DTP) - a programme launched in 2015 is a mix of practical on-the-job training and classroom studies. The main objective of the DTP is to address the problem of skills mismatch in the labour market and to ensure the availability of skilled manpower for employers.

Educational attainment - the highest level of education completed, whereas for persons attending school, it refers to the standard, form or course being attended.

Employment - employed population aged 16 years and above (16+) who have worked for pay, profit or family gain for at least one hour during the reference week of a month. It includes those who are temporarily absent from work for reasons such as leave with pay, leave without pay and temporary disorganisation of work (bad weather, breakdown of equipment, lack of order, etc.).

Employment Information Centres (EIC) - the thirteen public Employment Office found in Mauritius and one in Rodrigues where among others attention is being given to jobseekers.

Industrial Group - the national classification based on ISIC (International Industrial Classification of Economic Activities) Rev 3 of United Nations is the reference classification of productive activities. Its main purpose is to provide a set of activity categories that can be utilised for the collection and reporting of statistics according to such activities.

In-employment jobseekers at EIC - persons who are in some sort of employment and are in search of a well remunerated or secured job.

Inflation rate - inflation rate as measured by the Consumer Price Index (CPI) is the percentage change in the level of prices from one period to another. It is measured by comparing the average level of prices during a twelve-month period with the average level during the corresponding previous twelve-month period. The CPI is an indicator of changes over time in the general level of goods and services acquired by Mauritian consumers.

Jobseeker - Any citizen of Mauritius aged 16 years and above who is actively looking for employment and is available to work.

Job Management System - The website of the Employment Service, where employers and jobseekers interact freely. The website <https://mauritiusjobs.govmu.org> was launched in June 2014. Jobseekers register their Curriculum Vitae (CV) and apply for jobs; while employers input vacancies and search for candidates.

Labour migration - The movement of people from one country to another for employment in a better environment.

Live Register - the database of jobseekers who are registering at the Employment Service.

Magazine de L'Emploi et des Metiers - A television programme for broadcast of vacancies and information on the world of work. It also includes radio talk shows and debates on television relating to the labour market.

New registrant - a jobseeker who apply for registration for the first time at the Employment Service.

New and renewed work permit - Each time when enterprises initially apply for the work permit of foreign workers for the first time at the Ministry of Labour, Human Resource Development and Training and employ them for the first time, the work permit is considered as new. In case the

foreigners move from the actual enterprise for another enterprise, the valid work permit is cancelled and again a new work permit rather than renewed work permit is issued. But in case of expiry of the current work permit and the foreign worker is still working for the same enterprise, the work permit is renewed. Applications should be submitted two months prior to the expiry of the current work permit. Applications for renewal of work permits received after expiry of current work permits is not accepted

Occupational Group - the National Classification of Occupations 2009 (NCO-09) adopted from International Standards Classification of Occupations 2008 (ISCO-08) which is a document of the International Labour Organisation (ILO) and is a tool for organising jobs in a clearly defined set of groups and according to the specificity of the tasks and duties undertaken in the job.

Placement - the offer of a decent and remunerative job/internship to a jobseeker.

Public Sector - It comprises of organisations that are owned and operated by Government and exist to provide services for its citizens.

Real Gross Domestic Product (GDP) Growth Rate - the rate of change that GDP at basic prices (amount receivable by the producer exclusive of taxes and inclusive of subsidies on products) changes/grows from one year to another after removing price effect. GDP is the aggregate money value of all goods and services produced within a country out of economic activity during a specified period, usually a year, before provision for the consumption of fixed capital.

Registered unemployed and in-employment at EIC - Only those persons who actively and continuously maintain their registration at EIC are included as registered. The live register comprise of new registrants, re-registrants and those maintaining their registration.

Reported - jobseekers who are maintaining their names on the live register of the Employment Service.

Re-registrants - those who have ceased registration for a period not exceeding two years, and come back to be re-admitted on the live register. If the break is more than two years then the case will be considered as a new one.

Trainee Engineer Scheme – Government announced a special scheme in the Budget Programme 2016 – 2017. The scheme aimed at providing practical training for graduates in Engineering in order to enable them to qualify for registration with the Council of Registered Professional Engineers (CRPE) of Mauritius and to operate as full-fledged Engineers.

Unemployment (Continuous Multi-Purpose Household Survey) - unemployment population comprise all Mauritians aged 16+ who are not working but who are looking for work and are available for work during the reference period.

Unemployed registered jobseekers at EIC - jobseekers aged 16 years and above registered as unemployed at EIC who are without work, currently available for work and actively seeking for work limited to Mauritian citizen residing in Mauritius and Rodrigues Island.

Unemployment rate - unemployment rate is the ratio (%) of unemployment to labour force.


Vacancy - a position in an enterprise that is vacant and a call for suitable candidate is being made.

Valid work permit - The non-citizens (Employment Restriction) Act 1973, stipulates that a non-citizen shall not engage in any occupation in Mauritius for reward or profit or be employed in Mauritius unless there is in force in relation to him a valid permit and he engages in the occupation, or is employed in accordance with any condition which may be specified in the permit. The Act also stipulates that “no person shall have a non-citizen in his employment in Mauritius without there being in force a valid permit in relation to that employment.”

Work Permit - a legal document authorising a person under certain conditions to take employment in Mauritius.

Workfare Programme - The Workfare Programme (WP) was initiated by Government to protect laid off workers in the difficult phase of their lives by providing them financial relief and assistance in terms of job placement, training /re-skilling and starting up a business. It has been incorporated in the new Labour Laws under the Employment Rights Act 2008 and became effective following proclamation of the Act on 02 February 2009.

Youth Employment Programme (YEP) - a programme which started in 2013 for unemployed youth aged between 16 and 35 years and provides them with training and placement in an enterprise for an initial period of one year with the possibility of one additional year of placement with another enterprise. All youth should register first as unemployed at the EIC before applying at YEP.



EMPLOYMENT SERVICE MAIN OFFICE

11th Floor, Victoria House,
C/r St Louis & Barracks Streets,
Port-Louis

■ Mauritius Jobs
405 0129
<https://mauritiusjobs.govmu.org/>

■ Back To Work Programme
405 0120 / 405 0121
www.backtowork.mu

■ Dual Training Programme
405 0123
<https://mauritiusjobs.govmu.org/>

■ Youth Employment Programme
405 0111 / 36
405 0185 / 82
www.yep.mu

■ Labour Market Information System
405 0126 / 27
<https://mauritiusjobs.govmu.org/>

■ Trainee Engineer Scheme
405 0131 / 405 0122
<https://mauritiusjobs.govmu.org/>